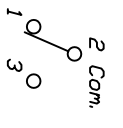


RECOMMEND P.C.B. LAYOUT

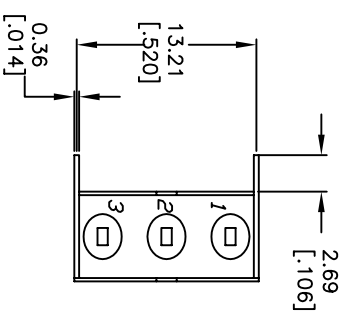
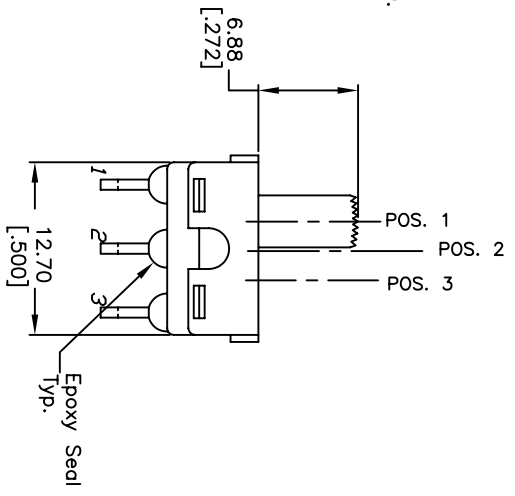
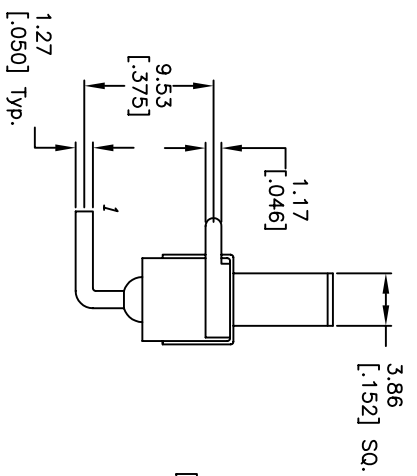
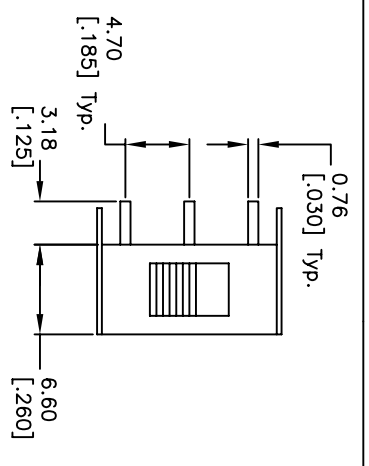


CIRCUIT: SPDT CONTACT CONFIGURATION

SWITCH FUNCTION			
POS. 1	POS. 2	POS. 3	
DN	NONE	DN	
2-1	N/A	2-3	

NOTES:

1. ALL DIMENSIONS IN MM [INCH]
2. GENERAL TOLERANCE: 0.0=±0.4
0.00=±0.25
3. TERM. NOS. FOR REF. ONLY
4. RATING: 0.4(VA) max. @20 max. (AC or DC)
5. TRAVEL TO MAKE: 2.16 [.085]
6. ELECTRICAL LIFE: 30,000 ACUTATIONS AT FULL LOAD
7. INSULATION RESISTANCE: 1,000 mega-ohm min.
8. DIELECTRIC STRENGTH: 1,000 V RMS @sea level
9. OPERATING TEMP.: -30°C to 85°C



TITLE	500SSP1S2M6REA		
SCALE	DATE	DR	DWG
2:1	7/18/00	MM	T511035

B	16446	CLEANED UP DWG.	9/14/06	BD
A	10782	RELEASED FOR PRODUCTION	7/18/00	MM
REV.	ECN No.	DESCRIPTION	DATE	CHKD
THE INFORMATION CONTAINED IN THIS DOCUMENT IS PROPRIETARY TO E-SWITCH AND IS NOT TO BE COPIED OR TRANSMITTED				