

PARAMETER		UNITS
Inductance $\pm 30\%$ ⁽¹⁾	85.0	μH
Leakage Inductance ⁽¹⁾	0.25 Max.	μH
Interwinding Capacitance ⁽¹⁾	10 Max.	pF
Primary DC Resistance	0.20 Max.	Ω
Isolation (HI-POT)	500 Min.	V_{RMS}
SRF (Ref.)	12	MHz
Insulation Resistance	10k Min.	$M\Omega$
Power Rating	250	mW
Turns ratio	1:1 $\pm 5\%$	

1. Tested at 100KHz and 100 mV_{RMS}

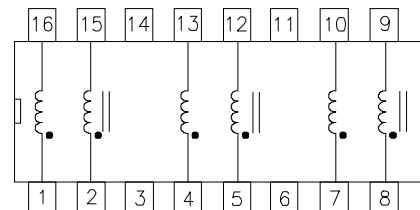
Common Mode Attenuation (dB)		Frequency in MHz						
100k	1M	10M	30M	50M	100M	300M	500M	
3	20	33	37	35	27	9	4	

Operating temperature Range: -40°C to +85°C

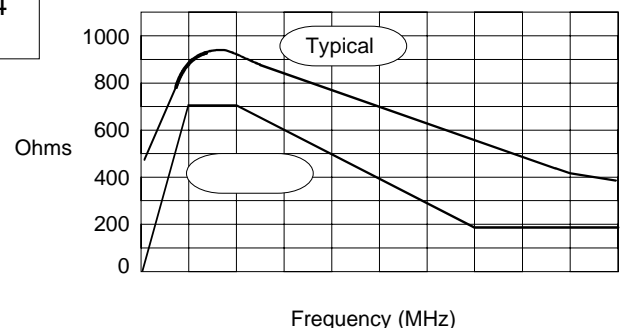
High Frequency Data Line Filter

50 mil 16-Pin SMD P/N F-1508

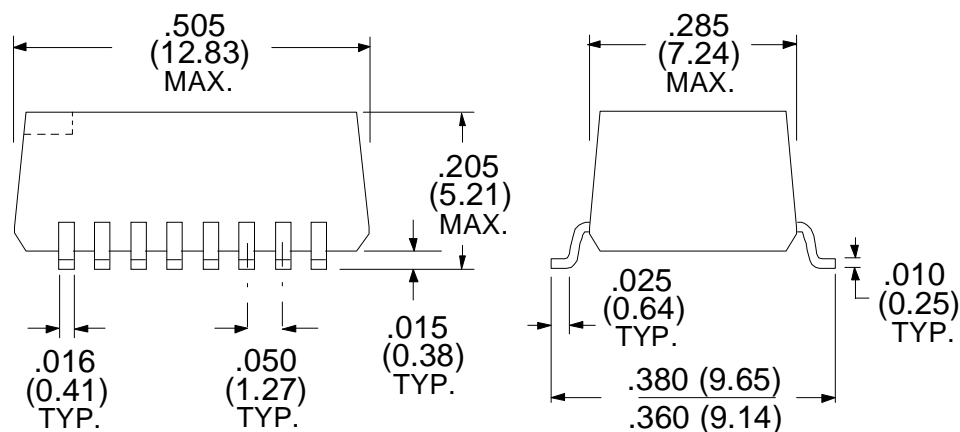
Schematic Diagram



Impedance Plot



Physical Dimensions in inches (mm)



Available on
Tape & Reel

9/30/02