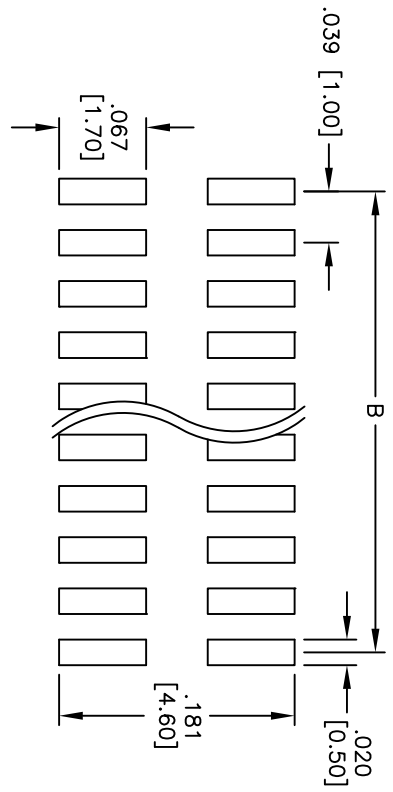
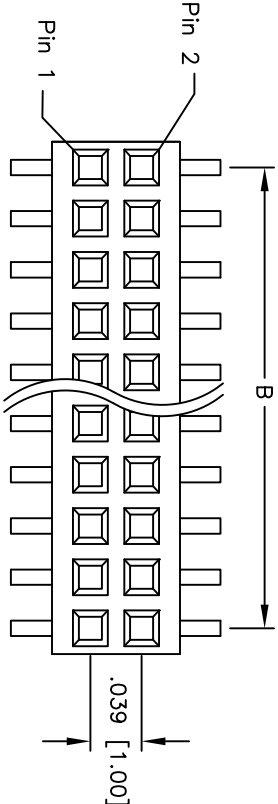
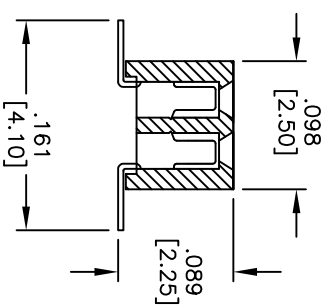
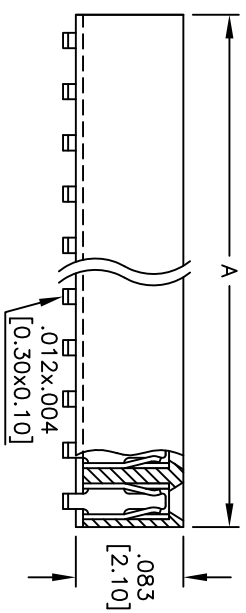


Rev	AWO #	Description	Date	Appr
-		RELEASED	6/07/10	

APPROVED: _____
 DATE: _____ TITLE: _____



RECOMMENDED PCB LAYOUT



PACKAGED ON TAPE & REEL

Positions: 8 thru 100
 A = .039 [1.00] x No. of Positions Per Row + .020 [0.50]
 B = .039 [1.00] x No. of Spaces
 C = .039 [1.00] x No. of Spaces - .039 [1.00]

ADAM TECH

909 Rahway Avenue, Union, NJ 07083
 Phone: 908-687-5000 Fax: 908-687-5710

TITLE: .039 [1.00] DUAL ROW FEMALE MICRO HEADER
 GOLD PLATED, SURFACE MOUNT

SPECIFICATIONS:
 Material: Hi-temp thermoplastic, rated UL 94V-0
 Insulator color: Black
 Contacts: Phosphor Bronze
 Plating: Gold Flash over Nickel underplate overall.
 Electrical:
 Current rating: 0.5 Amp max.
 Contact resistance: 40 mohms max. initial
 Insulation resistance: 500 Mohms min.
 Dielectric withstanding voltage: 200 VAC for 1 minute
 Temperature Rating:
 Operating temperature: -40°C to +105°C
 Environmental:
 Lead free, RoHS compliant
 Recommended soldering temp: 260°C for 5 seconds



UNLESS OTHERWISE SPECIFIED ALL DIMENSIONS ARE INCHES [MM]		TOLERANCES EXCEPT AS NOTED	
INCHES		HOLDS	
.X	± .10	ØXX	± .10
.XX	± .020	ØXXX	± .015
.XXX	± .015	ØXXX	± .010
APPROVALS		DATE	
DRAWN	DY	6/07/10	
CHECKED			
APPROVED			
SIZE	PART NO.	REF:	SCALE:
X	MRS2-XX-U-SMT-T/R	S00039T	NTS
REV.		SHEET	1 OF 1