



Model 627 T

Model 627 T Series

CITT V.35 Termination
Surface Mount Resistor Networks



 All parts are Pb-free and comply with EU Directive 2011/65/EU (RoHS2)

Electrical

Standard Resistance Tolerance, at 25°C	±2%
Operating Temperature Range	-55°C to +125°C
Temperature Coefficient of Resistance	±250ppm/°C
Temperature Coefficient of Resistance Tracking	±50ppm/°C
Voltage Coefficient of Resistance	±100ppm/°C
Maximum Operating Voltage	25Vdc
Insulation Resistance	≥10,000 Megohms

Environmental

Thermal Shock plus Power Conditioning	ΔR 0.70%
Short Time Overload	ΔR 0.25%
Moisture Resistance	ΔR 0.50%
Mechanical Shock	ΔR 0.25%
Vibration Shock	ΔR 0.25%
Low Temperature Operation	ΔR 0.25%
High Temperature Exposure	ΔR 0.50%
Load Life, 2,000 Hours (≤33 Ohms = ±0.5 Ohm)	ΔR 0.50%
Resistance to Solder Heat (Total immersion in solder at 280°C for 10 sec.)	ΔR 0.25%
Dielectric Withstanding Voltage	200V for 1 minute
Temperature Exposure, Maximum	215°C for 3 minutes
Marking Permanency	MIL-STD-202, Method 215
Lead Solderability	MIL-STD-202, Method 208
Flammability	UL-94V-O Rated
Storage Temperature Range	-55°C to +150°C

General Note

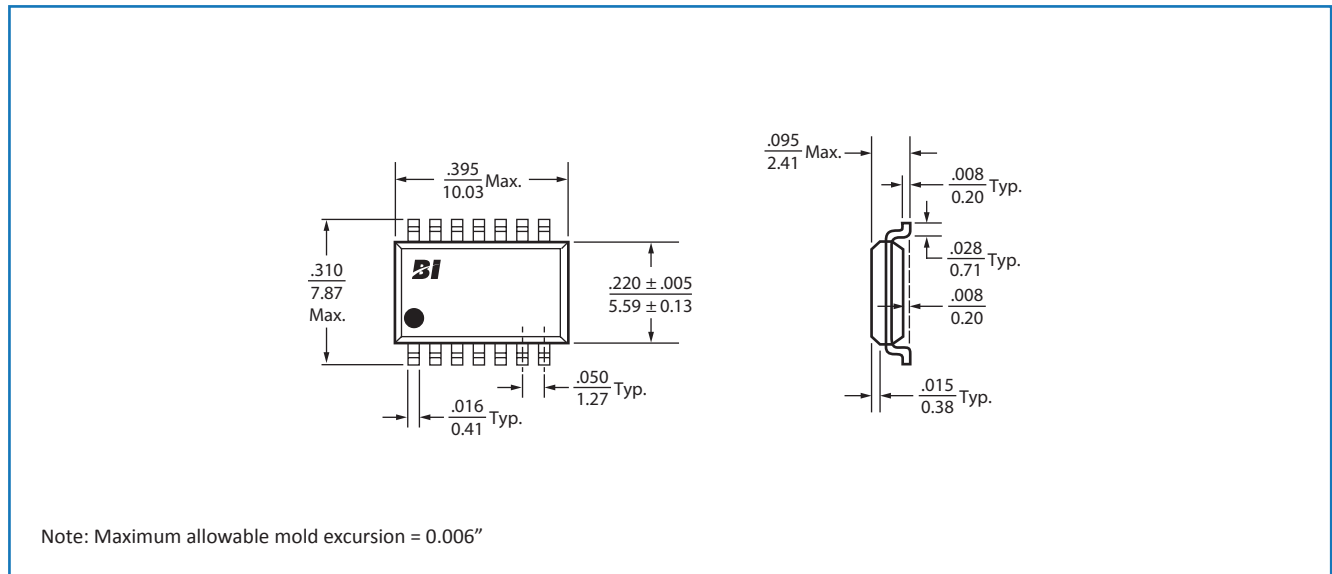
TT Electronics reserves the right to make changes in product specification without notice or liability.
All information is subject to TT Electronics' own data and is considered accurate at time of going to print.

Model 627 T Series

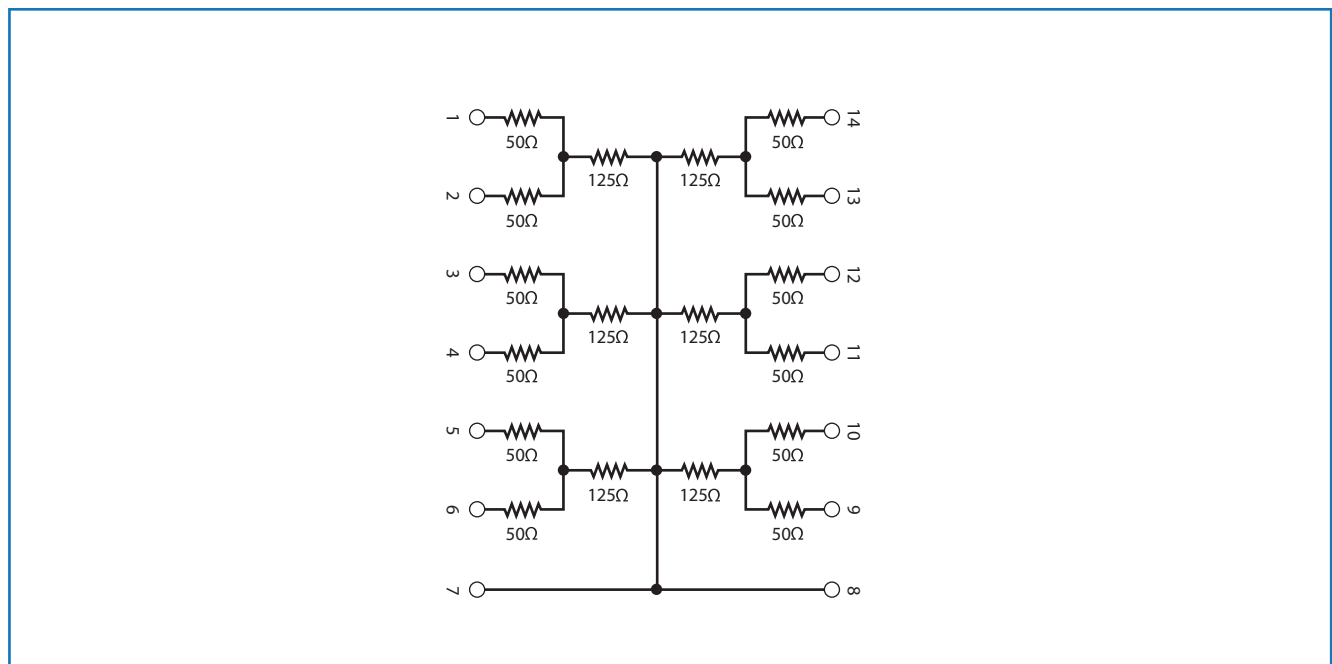
Mechanical

Lead Material	Copper alloy, 96-96.5% Sn, 3.5-4% Ag
Lead Configuration	Gull Wing
Lead Coplanarity	±0.002 in. (0.057mm)
Substrate Material	Alumina
Resistor Material	Cermet
Body Material	Epoxy

Outline dimensions (inch/mm)



Schematic

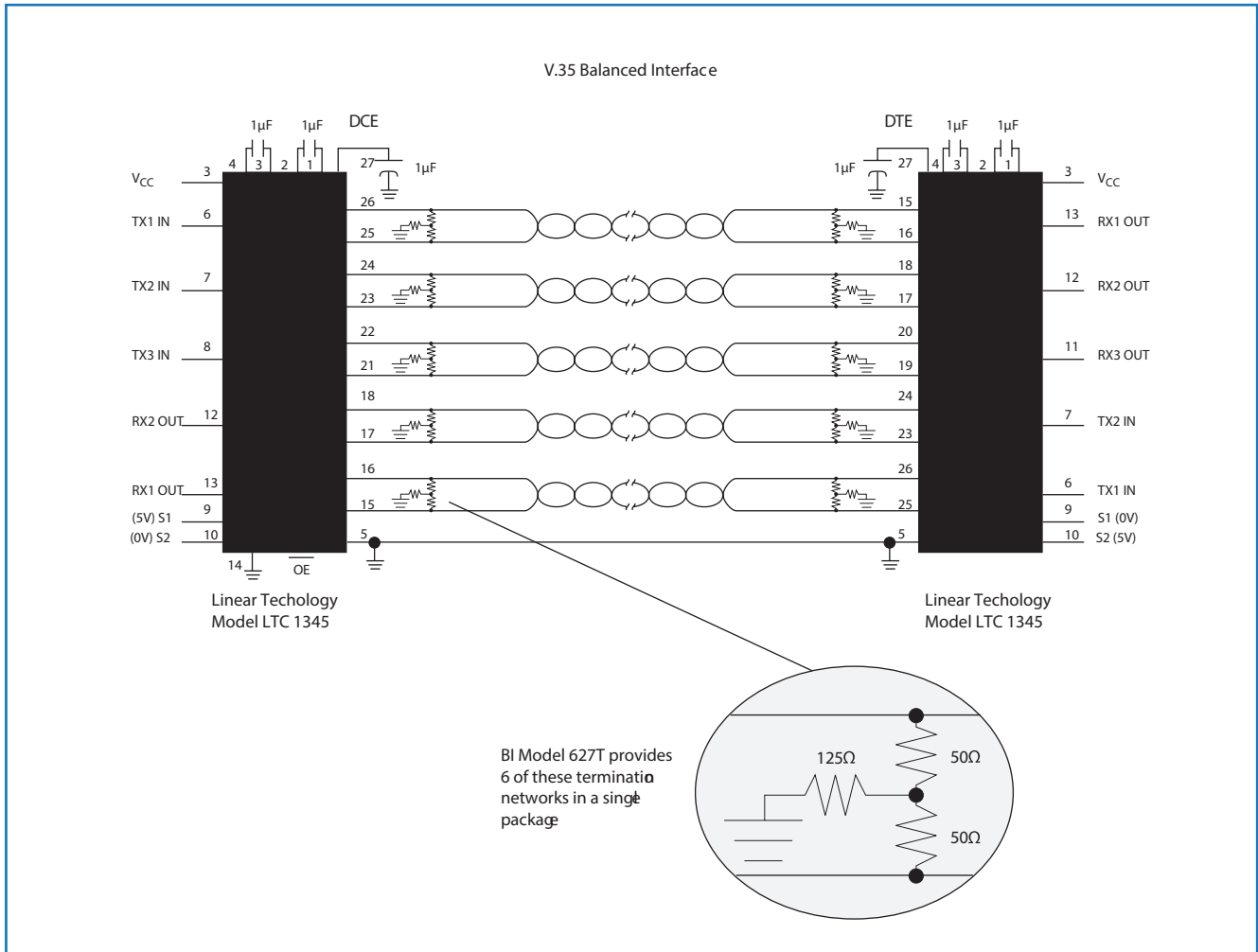


General Note

TT Electronics reserves the right to make changes in product specification without notice or liability. All information is subject to TT Electronics' own data and is considered accurate at time of going to print.

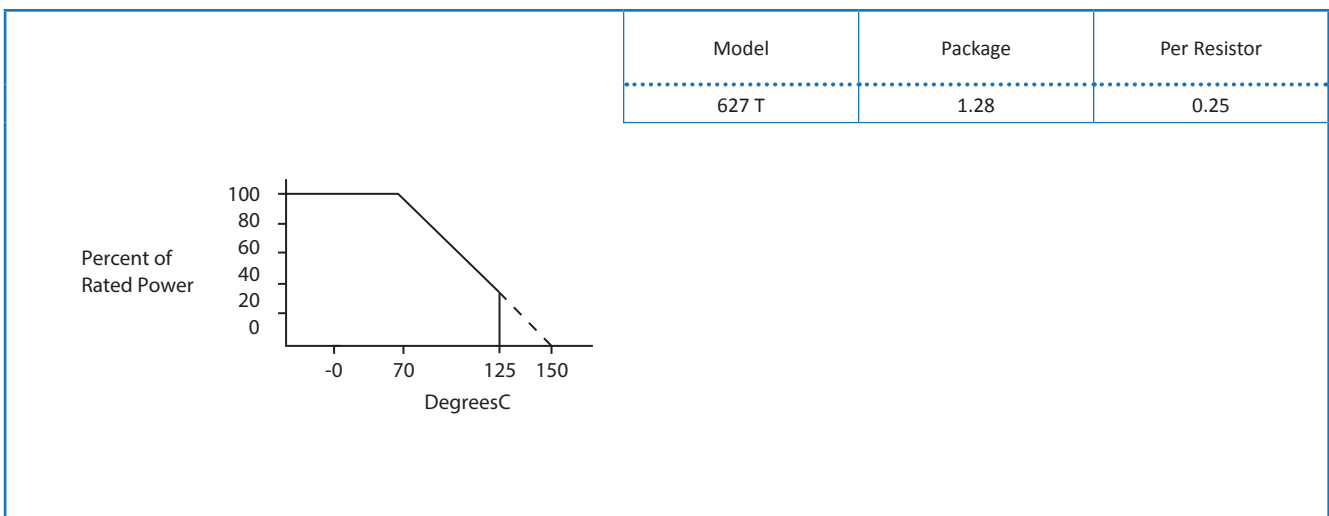
Model 627 T Series

Typical Application



Power Derating Curve

Power Dissipation, Watts At 70°C

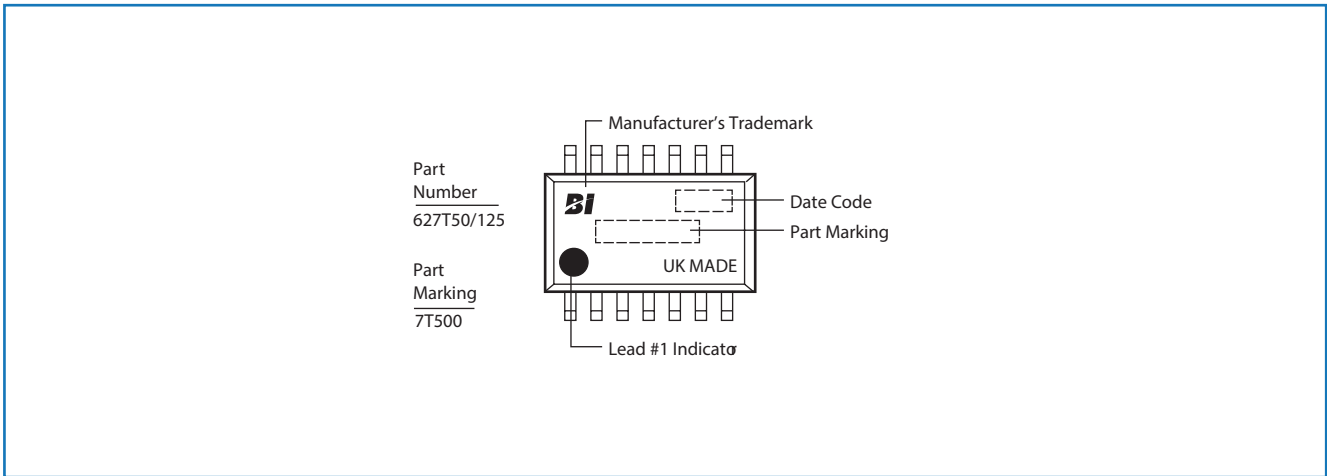


General Note

TT Electronics reserves the right to make changes in product specification without notice or liability. All information is subject to TT Electronics' own data and is considered accurate at time of going to print.

Model 627 T Series

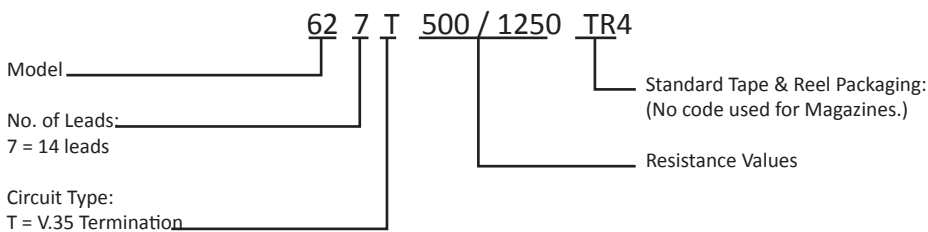
Typical Part Marking



Packaging

Standard	Tape & Reel Conforms to requirements of EIA-481. All units oriented with lead #1 to the left of direction of feed.	
Tape	Width = 24mm Pocket = Embossed Antistatic Plastic Pitch = 12mm	
Reel	Diameter = 13" (330mm) Maximum Capacity = 2,000 Units	
Option:	Magazines Conforms to EIA and JEDEC standards. All units oriented with lead #1 to the same side.	
Magazine:	Capacity =	50 Units

Ordering Information



General Note

TT Electronics reserves the right to make changes in product specification without notice or liability.
All information is subject to TT Electronics' own data and is considered accurate at time of going to print.