

6

5

4

3

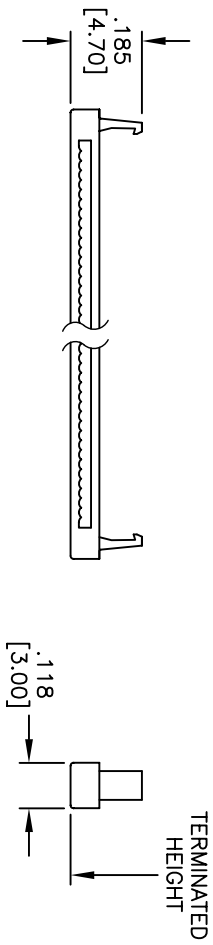
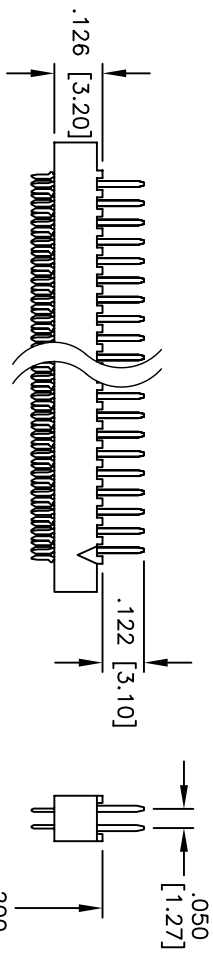
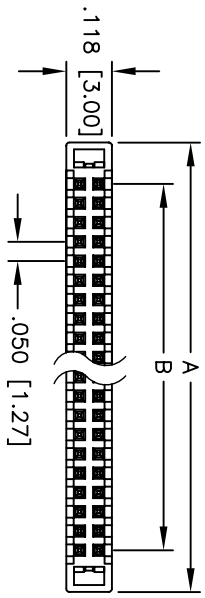
2

1

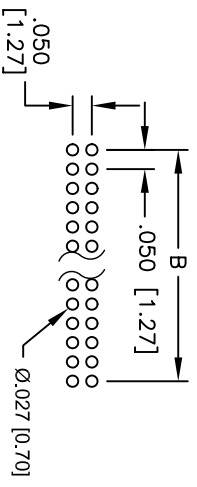
Rev	AWO #	Description	Date	Appr
-		RELEASED	6/1/07	

APPROVED: _____

DATE: _____ TITLE: _____



Part No.	A		B	
	in	mm	in	mm
HFTR-10-T	.413	10.50	.200	5.08
HFTR-12-T	.464	11.80	.250	6.35
HFTR-14-T	.515	13.10	.300	7.62
HFTR-16-T	.563	14.30	.350	8.89
HFTR-20-T	.665	16.90	.450	11.43
HFTR-22-T	.712	18.10	.500	12.70
HFTR-26-T	.815	20.70	.600	15.24
HFTR-30-T	.917	23.30	.700	17.78
HFTR-34-T	1.015	25.80	.800	20.32
HFTR-40-T	1.165	29.60	.950	24.13
HFTR-44-T	1.263	32.10	1.050	26.67
HFTR-50-T	1.413	35.90	1.200	30.48



RECOMMENDED P.C.B LAYOUT

SPECIFICATIONS:

- Material: Insulator: PBT, glass reinforced, rated UL 94V-0
- Insulator color: Black
- Contacts: Phosphor Bronze
- Plating: Tin over Copper underplate overall
- Electrical: Operating voltage: 250 VAC max. Current rating: 0.5 Amps max. Contact resistance: 30 mohms max. initial Insulation resistance: 1,000 Mohms min. Dielectric withstanding voltage: 250 VAC for 1 minute
- Mechanical: Recommended flat cable: 30 Awg, 0.635mm pitch
- Temperature Rating: Operating temperature: -40°C to +105°C
- Environmental: Lead free, RoHS compliant



ADAM TECH

909 Rahway Avenue, Union, NJ 07083
 Phone: 908-687-5000 Fax: 908-687-5710

TITLE: .050 [1.27] X .050 [1.27] DIP PLUG CONNECTOR FOR SINGLE LAYER .025" [0.635mm] FLAT CABLE

UNLESS OTHERWISE SPECIFIED ALL DIMENSIONS ARE INCHES [MM]	
TOLERANCES: EXCEPT AS NOTED	
INCHES	HOLES
.X ± .10	ØXX ± .10
.XX ± .020	ØXXX ± .015
.XXX ± .015	ØXXXX ± .010
APPROVALS	DATE
DRAWN SS	6/1/07
CHECKED	
APPROVED	

SIZE	PART NO.	SCALE	SHEET 1 OF 1
X	HFTR-XX-T	NTS	
REV.			

6

5

4

3

2

1