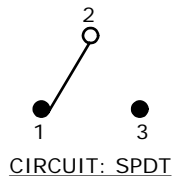


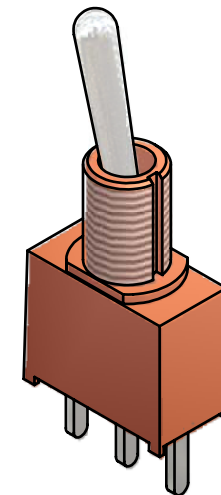
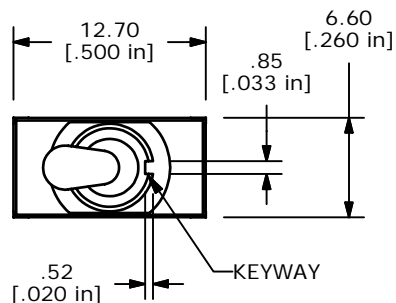
PCB LAYOUT

SWITCH FUNCTION		
POS. 1	POS. 2	POS. 3
ON	NONE	ON
2-3	OPEN	2-1

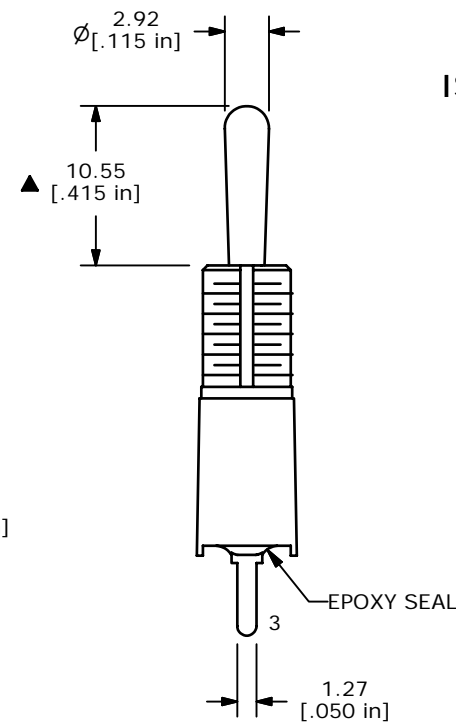
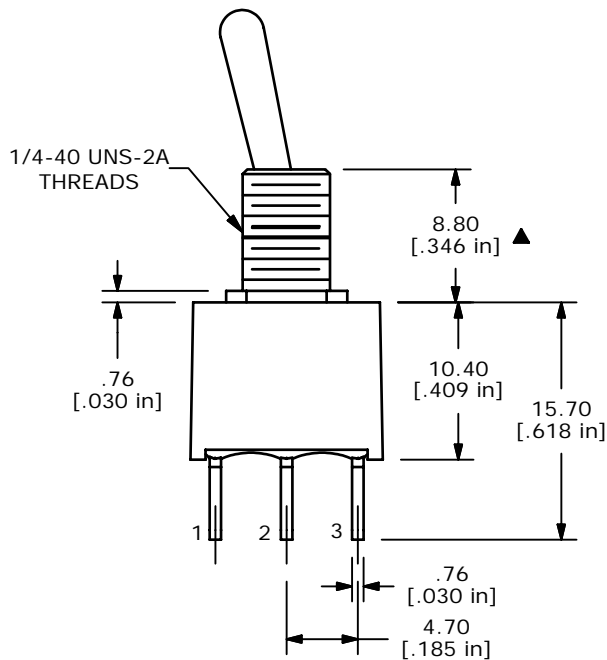


NOTE:

1. ALL DIMENSIONS IN MM [INCH]
2. GENERAL TOLERANCE: X.X=±0.4
X.XX=±0.25
3. TERMINAL NUMBERS FOR REF ONLY
- ▲4. PLATING MATERIAL: SILVER
5. RATING: 5 AMPS @ 120VAC OR 28VDC
2 AMPS @ 250VAC
6. ELECTRIC LIFE: 40,000 MAKE-AND-BREAK CYCLES
AT FULL LOAD.
7. INSULATION RESISTANCE: 1,000 MEGA-OHM MIN.
8. DIELECTRIC STRENGTH: 1,000 V RMS @SEA LEVEL.
9. OPERATING TEMP.: -30°C to 85°C
10. ▲ DENOTES CRITICAL PARAMETER.
11. 2002/95/EC (ROHS) COMPLIANT



ISOMETRIC



C	17347	ACT. HEIGHT 10.41 TO 10.55	6/1/07	TN
B	17336	REVISED AND REDRAWN	5/30/07	TN
REV	PCR NO	DESCRIPTION	DATE	BY

TITLE 100AWSP1T1B1M2QE				
SCALE 2:1	DATE 6/1/2007	DR TN	DWG T101023	REV C

THE INFORMATION CONTAINED IN THIS DOCUMENT IS PROPRIETARY TO E-SWITCH AND IS NOT TO BE COPIED OR TRANSFERRED