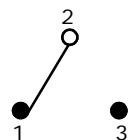


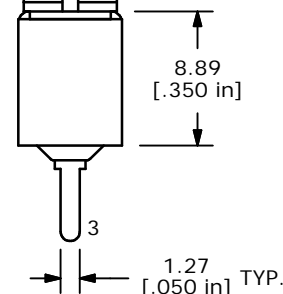
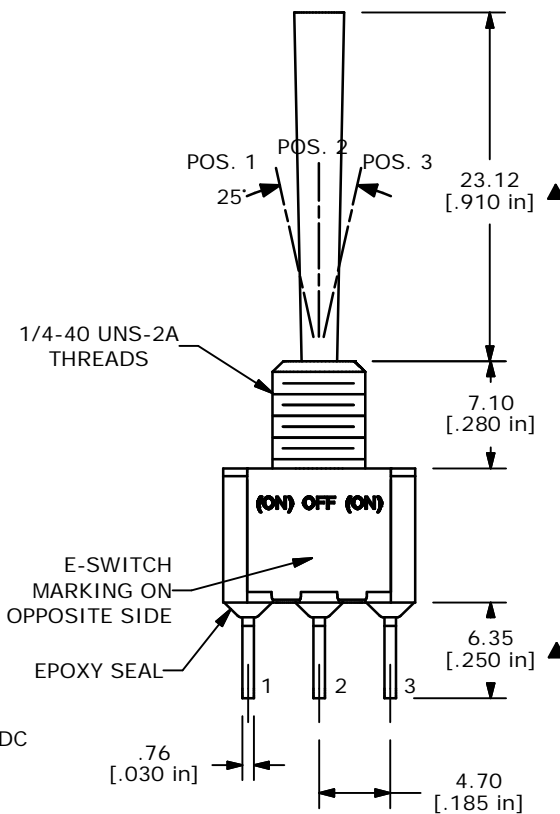
ISOMETRIC

SWITCH FUNCTION		
POS. 1	POS. 2	POS. 3
(ON)	OFF	(ON)
2-3	OPEN	2-1

(ON) = MOMENTARY



CIRCUIT: SPDT



- NOTE:
- ALL DIMENSIONS IN MM [INCH]
  - GENERAL TOLERANCE: X.X=±0.4  
X.XX=±0.25
  - TERMINAL NUMBERS FOR REF ONLY
  - PLATING MATERIAL: SILVER
  - RATING: 5 AMPS W/RESISTIVE LOAD @ 120VAC OR 28VDC  
2 AMPS W/RESISTIVE LOAD @ 250VAC
  - ELECTRIC LIFE: 40,000 make-and-break cycles at full load.
  - INSULATION RESISTANCE: 1,000 Mega-ohm min.
  - DIELECTRIC STRENGTH: 1,000 V RMS @sea level.
  - OPERATING TEMP.: -30°C to 85°C
  - ▲ DENOTES CRITICAL PARAMETER.

**E-SWITCH®**

A	14408	RELEASED FOR PRODUCTION	10/15/04	AR
REV	PCR NO	DESCRIPTION	DATE	BY

TITLE 100SP4T5B3M2QE				
SCALE	DATE	DR	DWG	REV
2:1	10/15/04	AR	T114013	A

THE INFORMATION CONTAINED IN THIS DOCUMENT IS PROPRIETARY TO E-SWITCH AND IS NOT TO BE COPIED OR TRANSFERRED