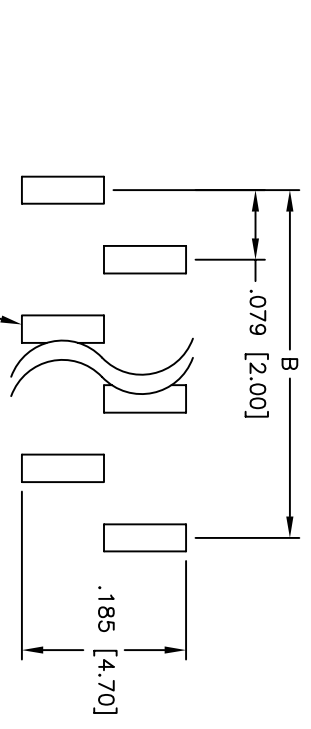
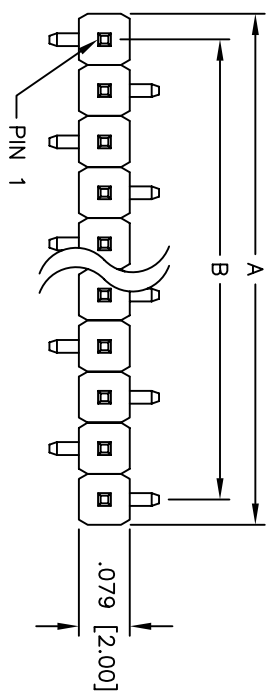
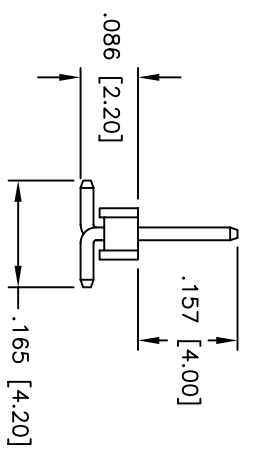
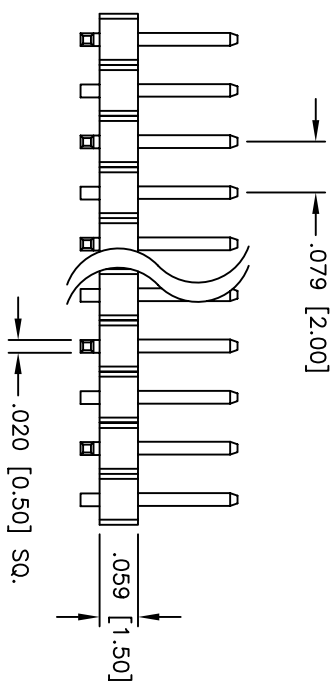


Rev	AWO #	Description	Date	Appr
-		RELEASED	4/1/05	

APPROVED: _____
 DATE: _____ TITLE: _____



RECOMMENDED
PCB LAYOUT



SPECIFICATIONS:

Material:
 Insulator: Nylon 6T, rated UL 94V-0
 Insulator color: Black
Contacts: Brass
Plating:
 Gold flash over Nickel underplate overall
Electrical:
 Operating voltage: 250 VAC max
 Current rating: 1 Amp max
 Contact resistance: 20 mohms max
 Insulation resistance: 5,000 Mohms min @ 500 VDC
 Dielectric withstanding voltage: 1,000 VAC for 1 minute
Temperature Rating:
 Operating temperature: -55°C to +105°C
Environmental:
 Lead free, RoHS compliant
 Recommended soldering temp: 260°C for 5 seconds



Positions: 1 thru 40
 A = .079 [2.00] x No. of Positions
 B = .079 [2.00] x No. of Spaces

UNLESS OTHERWISE SPECIFIED
 ALL DIMENSIONS ARE INCHES [MM]
 TOLERANCES: EXCEPT AS NOTED

INCHES	HOLES
.X ± .10	ØX ± .10
.XX ± .020	ØXXX ± .015
.XXX ± .015	ØXXX ± .010

APPROVALS

DRAWN	SS	DATE	4/1/05
CHECKED			
APPROVED			

ADAM TECH

909 Rahway Avenue, Union, NJ 07083
 Phone: 908-687-5000 Fax: 908-687-5710

TITLE: .079 [2.00] SINGLE ROW PIN HEADER
 SURFACE MOUNT, TYPE B

SIZE	PART NO.	REV.
X	2PH1-XX-UA-SMT-B	-
REF:	SCALE: NTS	SHEET 1 OF 1