



2SC2222H

NPN General Purpose Switching Transistor

Voltage

40V

Current

600mA

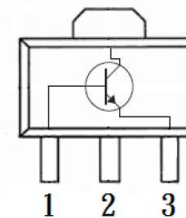

Features

- NPN epitaxial Silicon, Planar Design
- Collector-emitter voltage $V_{CE} = 40V$
- Collector current = 600mA
- Lead free in comply with EU RoHS 2011/65/EU directives.
- Green molding compound as per IEC61249 Std. (Halogen Free)

Mechanical Data

- Case: SOT-89 Package
- Terminals: Solderable per MIL-STD-750, Method 2026
- Approx. Weight: 0.002 ounces, 0.057grams
- Marking: C2H

SOT-89



Pin Assignment: 1. Base
2. Collector
3. Emitter

Maximum Ratings and Thermal Characteristics ($T_A=25^{\circ}C$ unless otherwise noted)

| PARAMETER | SYMBOL | LIMIT | UNITS |
|--|-----------------|---------|---------------|
| Collector-Base Voltage | V_{CBO} | 75 | V |
| Collector-Emitter Voltage | V_{CEO} | 40 | V |
| Emitter-Base Voltage | V_{EBO} | 6 | V |
| Collector Current (DC) | I_C | 600 | mA |
| Collector Current (Pulse) | I_{CP} | 800 | mA |
| Total Power Dissipation | P_{TOT} | 1.1 | W |
| Junction to Ambient (Note1) | $R_{\theta JA}$ | 250 | $^{\circ}C/W$ |
| Operating Junction and Storage Temperature Range | T_J, T_{STG} | -55~150 | $^{\circ}C$ |

Note1: Transistor mounted on an FR4 PCB, single-sided copper, tin-plated and standard footprint.



2SC2222H

Electrical Characteristics ($T_A=25^\circ\text{C}$ unless otherwise noted)

| PARAMETER | SYMBOL | TEST CONDITION | MIN. | TYP. | MAX. | UNITS |
|--------------------------------------|---------------|---|------|------|------|-------|
| OFF Characteristics | | | | | | |
| Collector-Emitter Breakdown Voltage | BV_{CEO} | $I_C= 1.0\text{mA}, I_B= 0\text{A}$ | 40 | - | - | V |
| Collector-Base Breakdown Voltage | BV_{CBO} | $I_C= 10\mu\text{A}, I_E= 0\text{A}$ | 75 | - | - | V |
| Emitter-Base Breakdown Voltage | BV_{EBO} | $I_E= 10\mu\text{A}, I_C= 0\text{A}$ | 6 | - | - | V |
| Collector-Base Cutoff Current | I_{CBO} | $V_{CB}= 60\text{V}, I_E= 0\text{A}$ | - | - | 10 | nA |
| Emitter-Base Cutoff Current | I_{EBO} | $V_{EB}= 3\text{V}$ | - | - | 10 | nA |
| Collector-Emitter Cutoff Current | I_{CES} | $V_{CES}= 60\text{V}$ | - | - | 10 | nA |
| ON characteristics | | | | | | |
| DC Current Gain | h_{FE} | $V_{CE}= 10\text{V } I_C= 0.1\text{mA}$ | 35 | - | - | - |
| | | $V_{CE}= 10\text{V } I_C= 1\text{mA}$ | 50 | - | - | |
| | | $V_{CE}= 10\text{V } I_C= 10\text{mA}$ | 75 | - | - | |
| | | $V_{CE}= 10\text{V } I_C= 150\text{mA}$ | 100 | - | 300 | |
| | | $V_{CE}= 1\text{V } I_C= 150\text{mA}$ | 50 | - | - | |
| | | $V_{CE}= 10\text{V } I_C= 500\text{mA}$ | 40 | - | - | |
| Collector-Emitter Saturation Voltage | $V_{CE(SAT)}$ | $I_C= 150\text{mA}, I_B= 15\text{mA}$ | - | - | 0.3 | V |
| | | $I_C= 500\text{mA}, I_B= 50\text{mA}$ | - | - | 1.0 | |
| Base-Emitter Saturation voltage | $V_{BE(SAT)}$ | $I_C= 150\text{mA}, I_B= 15\text{mA}$ | - | - | 1.2 | V |
| | | $I_C= 500\text{mA}, I_B= 50\text{mA}$ | - | - | 2.0 | |
| Collector-Base Capacitance | C_{CBO} | $V_{CB}= 10\text{V}, f=1\text{MHz}$ | - | - | 8 | pF |
| Emitter-Base Capacitance | C_{EBO} | $V_{CB}= 0.5\text{V}, f=1\text{MHz}$ | - | - | 25 | |
| Delay Time | td | $V_{CC}= 3\text{V}, V_{BE}= -5\text{V}$ | - | - | 10 | nS |
| Rise Time | tr | $I_C= 150\text{mA}, I_B= 15\text{mA}$ | - | - | 25 | |
| Storage Time | ts | $V_{CC}= 30\text{V}, I_C= 150\text{mA}$ | - | - | 225 | |
| Fall Time | tf | $I_{B1} = I_{B2} = 15\text{mA}$ | - | - | 60 | |
| Turn-on Time | ton | $I_C= 150\text{mA}, I_{BON} = 15\text{mA}$ | - | - | 35 | |
| Turn-off Time | toff | $I_{BOFF} = -15\text{mA}$ | - | - | 250 | |
| Transition Frequency | fT | $V_{CE} = 10\text{V}; I_C = 20\text{mA}$ $F = 100\text{MHz}$ | 300 | - | - | MHz |



2SC2222H

TYPICAL CHARACTERISTIC CURVES

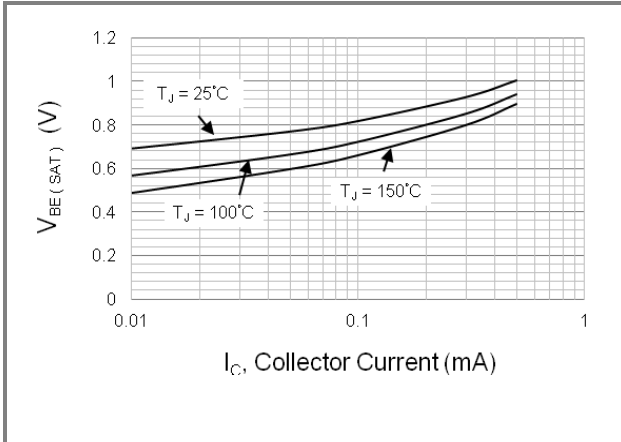


Fig.1 Typical Base-Emitter Saturation Voltage

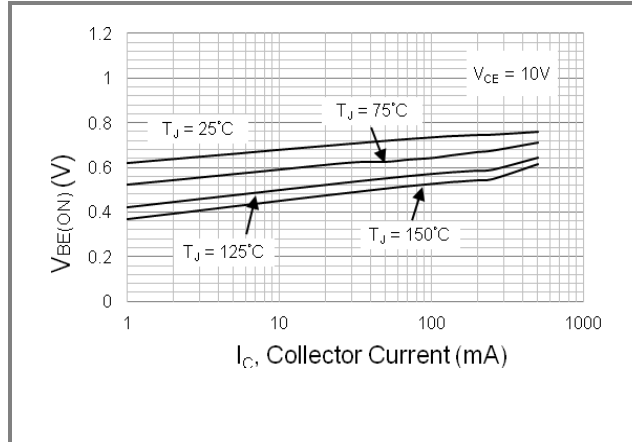


Fig.2 Typical Base-Emitter Turn-on Voltage

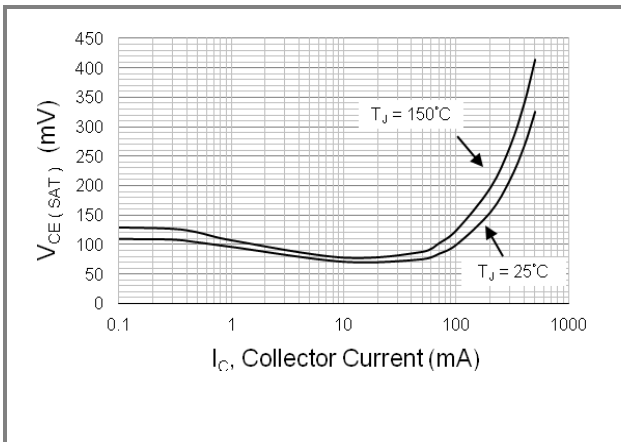


Fig.3 Typical Collector-Emitter Saturation

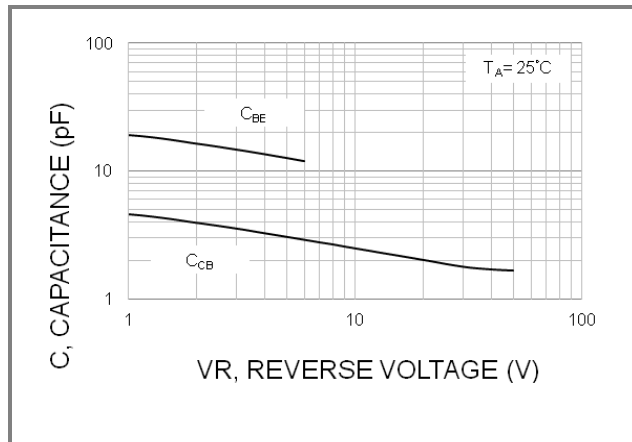


Fig.4 Typical Capacitance



2SC2222H

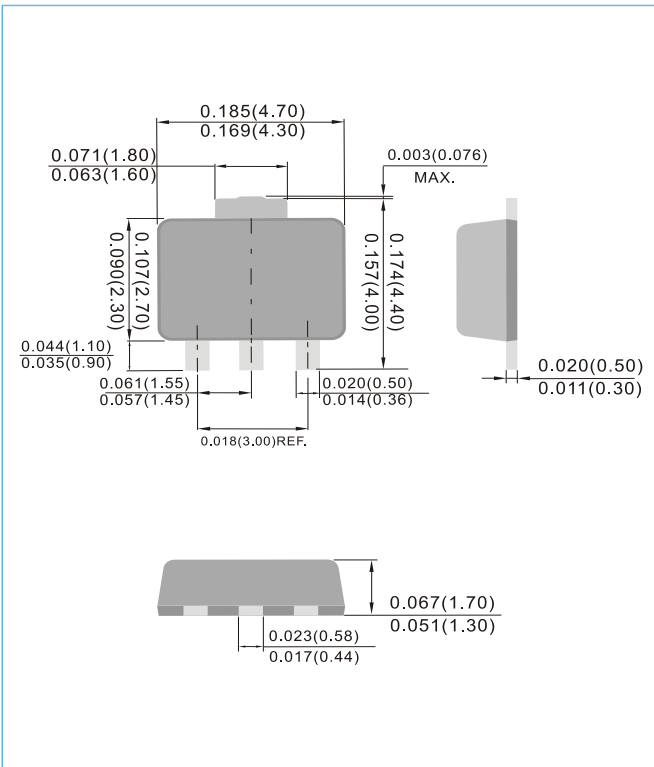
PART NO PACKING CODE VERSION

| Part No Packing Code | Package Type | Packing type | Marking | Version |
|----------------------|--------------|-------------------|---------|--------------|
| 2SC2222H_R1_00001 | SOT-89 | 1000pcs / 7" reel | C2H | Halogen free |

Packaging Information & Mounting Pad Layout

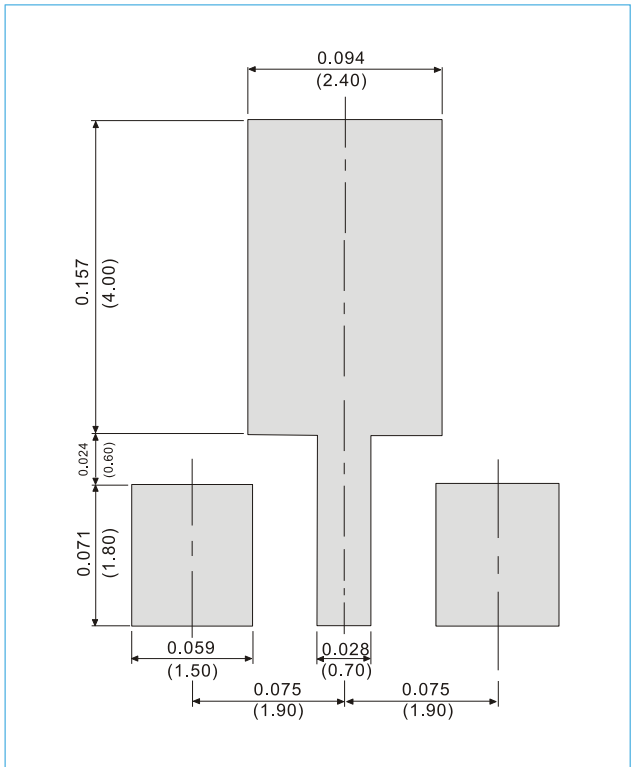
SOT-89

Unit : inch(mm)



SOT-89

Unit : inch(mm)





2SC2222H

Disclaimer

- Reproducing and modifying information of the document is prohibited without permission from Panjit International Inc..
- Panjit International Inc. reserves the rights to make changes of the content herein the document anytime without notification. Please refer to our website for the latest document.
- Panjit International Inc. disclaims any and all liability arising out of the application or use of any product including damages incidentally and consequentially occurred.
- Panjit International Inc. does not assume any and all implied warranties, including warranties of fitness for particular purpose, non-infringement and merchantability.
- Applications shown on the herein document are examples of standard use and operation. Customers are responsible in comprehending the suitable use in particular applications. Panjit International Inc. makes no representation or warranty that such applications will be suitable for the specified use without further testing or modification.
- The products shown herein are not designed and authorized for equipments requiring high level of reliability or relating to human life and for any applications concerning life-saving or life-sustaining, such as medical instruments, transportation equipment, aerospace machinery et cetera. Customers using or selling these products for use in such applications do so at their own risk and agree to fully indemnify Panjit International Inc. for any damages resulting from such improper use or sale.
- Since Panjit uses lot number as the tracking base, please provide the lot number for tracking when complaining.