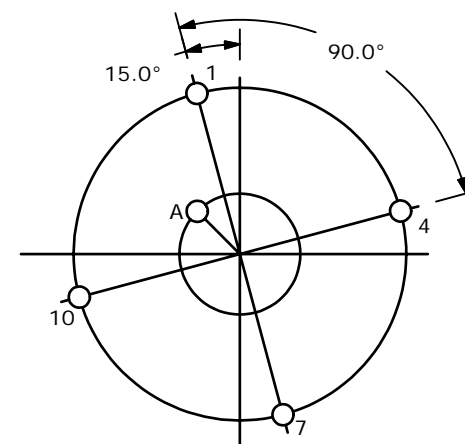
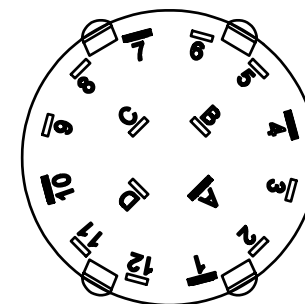

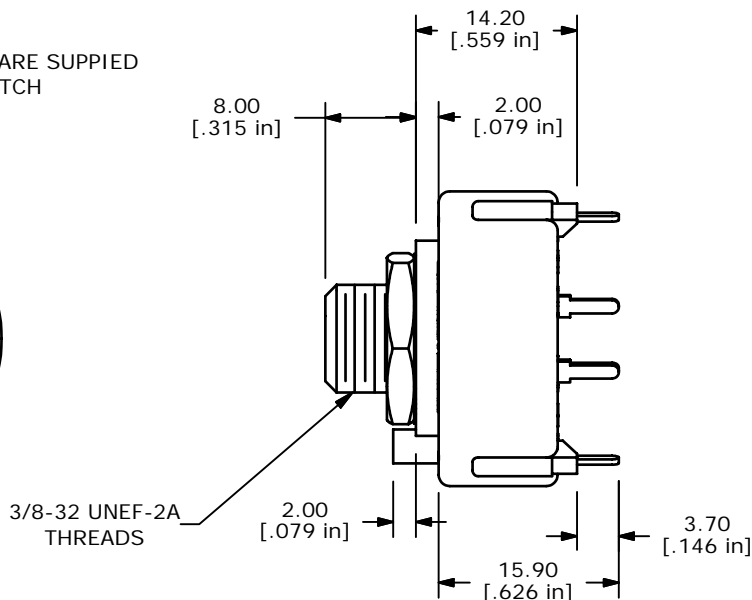


HARDWARE SUPPLIED  
ON SWITCH



P.C.B. LAYOUT

- NOTE:
1. ALL DIMENSIONS IN MM[INCH].
  2. GENERAL TOLERANCE: X.X=±0.4  
X.XX=±0.25
  3. TERM. NOS. FOR REFERENCE ONLY.
  4. CONTACT MATERIAL: SILVER
  5. CONTACT RATING: 0.3A @ 125 VAC
  6. OPERATING FORCE 500±200 GRAMS
  7. OPERATING TEMP: -30°C TO 85°C
  - ▲8. CIRCUIT DP: 4 POSITION 90° INDEX.
  9. DIELECTRIC STRENGTH: 500VAC FOR 1 MIN.
  - ▲10. HARDWARE SUPPLIED ON SWITCH:  
LOCKWASHER, HEXNUT, STOP RING
  11. ▲DENOTES CRITICAL PARAMETER.

**E-SWITCH®**

C	15367	ADD PCB LAYOUT	10/6/05	PH
B	15349	REVISED AND REDRAWN	9/29/05	PH
REV	PCR NO	DESCRIPTION	DATE	BY

TITLE KC58D01NPS				
SCALE	DATE	DR	DWG	REV
1.5:1	7/19/2005	DM	G511004	C

THE INFORMATION CONTAINED IN THIS DOCUMENT IS PROPRIETARY  
TO E-SWITCH AND IS NOT TO BE COPIED OR TRANSFERRED