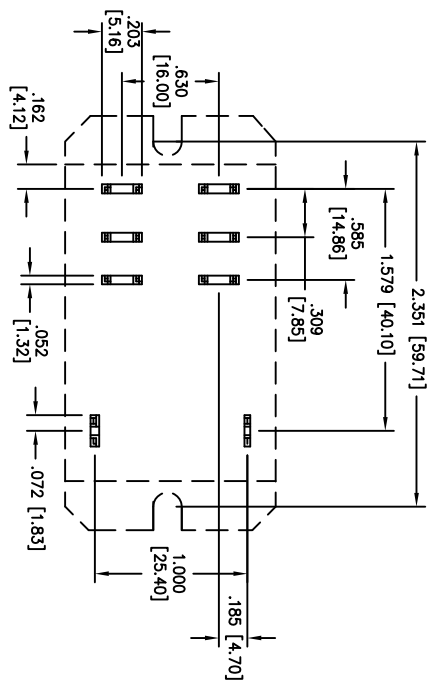
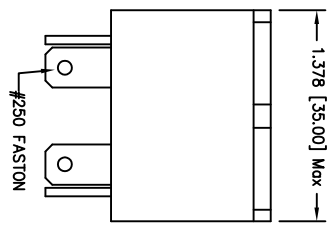
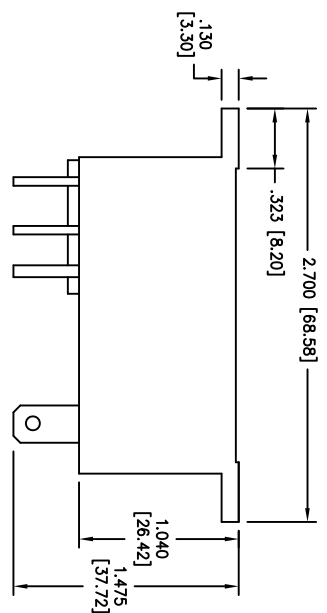
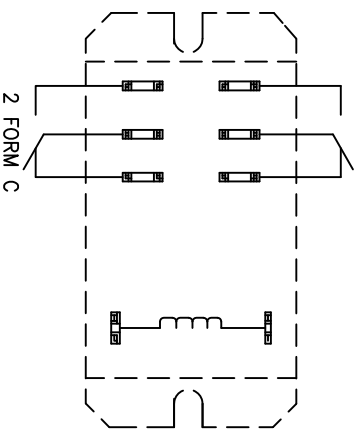


Rev	AWO #	Description	Date	Appr
-	10279	RELEASED	1/12/11	

APPROVED: \_\_\_\_\_  
 DATE: \_\_\_\_\_ TITLE: \_\_\_\_\_



RECOMMENDED MOUNTING HOLES



PART NO.	Rated Voltage	Coil Resistance	Must Operate Voltage	Must Dropout Voltage	Max Voltage	Power Consumption
RPT-2C-TCQ-6D-S	6VDC	22 Ω				
RPT-2C-TCQ-12D-S	12VDC	86 Ω				
RPT-2C-TCQ-24D-S	24VDC	350 Ω	75% Max.	10% Min.	160%	1.7W Approx
RPT-2C-TCQ-48D-S	48VDC	1390 Ω				
RPT-2C-TCQ-110D-S	110VDC	7255 Ω				

**SPECIFICATIONS:**

**Electrical:**

- Contact arrangement: DPDT (2 FORM C)
- Contact material: Silver Alloy
- Contact Resistance: 50mΩ Max.
- Insulation resistance: 1000 MΩ min. @ 500V DC
- Dielectric Strength: 1500VAC(50Hz/min.)Between open contacts 4000VAC(50Hz/min.)Between coil and contact

2000VAC(50Hz/min.)Between contact set

Operate time (initial): Typical 15ms (25ms Max. with Bounce)  
 Release time (initial): Typical 10ms (25ms max. with Bounce)

Electrical Life: 100,000 (at rated load)

Mechanical: Vibration resistance: 1.65mm D.A. 10-55HZ  
 Shock resistance: 10gr. Approx.

Mechanical Life: 5,000,000  
 Temperature Range: -55°C to +85°C

Environmental: Lead free, RoHS compliant  
 Safety Agency Approvals: cUL Recognized File No. E305638

**ADAM TECH**

909 Rahway Avenue, Union, NJ 07083  
 Phone: 908-687-5000 Fax: 908-687-5710

POWER RELAY, 2 FORM C, SEALED  
 PANEL MOUNT QUICK CONNECT

UNLESS OTHERWISE SPECIFIED ALL DIMENSIONS ARE INCHES [MM] TOLERANCES: EXCEPT AS NOTED	
.X ± .10	ØXX ± .10
.XX ± .020	ØXXX ± .015
.XXX ± .015	ØXXXX ± .010
APPROVALS	
DRAWN AY	DATE 1/12/11
CHECKED JL	DATE 1/12/11
APPROVED	

SIZE X	PART NO. RPT-2C-TCQ-XD-S	REV. -
REF: S0027C	SCALE: NTS	SHEET 1 OF 1