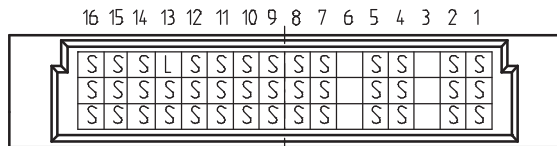
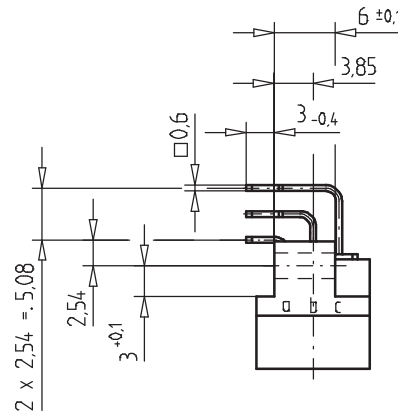
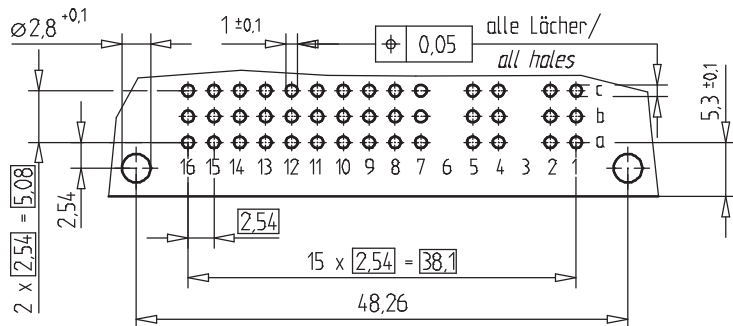


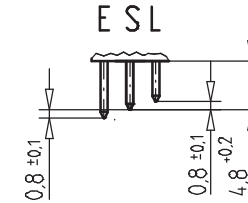
**Bestückungsplan / contact layout**



**Leiterplatten-Lochbild / PCB drillhole pattern**



**Stecklänge / mating length**



E = early mate, late break / voreitend  
 S = standard  
 L = late mate, early break / nachreitend

Lötanschluß 0,6 x 0,6 mm / solder terminal 0,6 x 0,6 mm

Isolierwerkstoff / housing material : PBT GF30

Bauart 3 / type 3

Anforderungsstufe 2 = 400 Steckzyklen / performance class 2 = 400 mating cycles

Fehlende Maße und Angaben nach IEC 60 603-2 / DIN EN 60 603-2

Missing information and dimensions per IEC 60 603-2

Information: Reihe abc 3, 6 nicht bestückt/ raw abc 3, 6 not assembled	Tolerances	 All Dimensions in mm	Scale	2:1
	All rights reserved. Only for information. To insure that this is the latest version of this drawing, please contact one of the ERNI companies before using.		Designation <b>Messerleiste C/2, 42 Löt</b> <b>Male Connector C/2, 42 Solder</b>	
Subject to modification without prior notice. Drawing will not be updated.		www.ERNI.com	<b>100300070001</b>	
Index	Date	H-00065791.S2A	STVC/2	