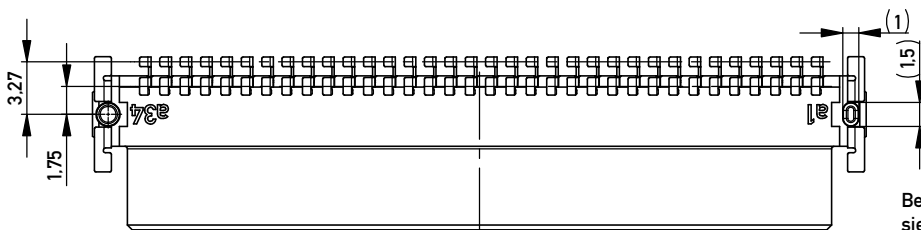
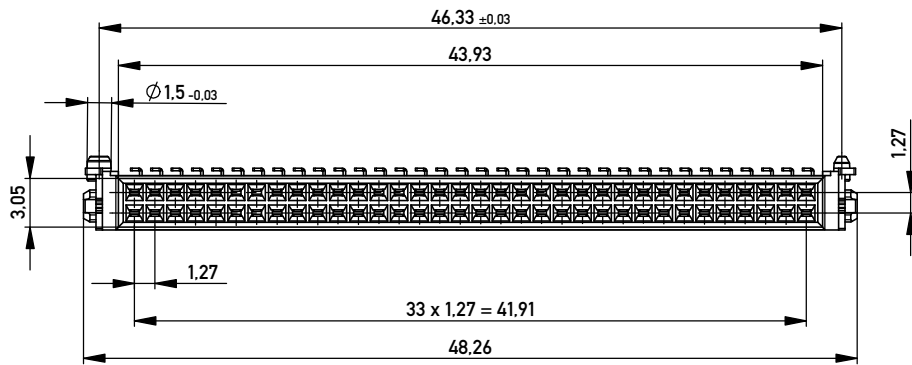
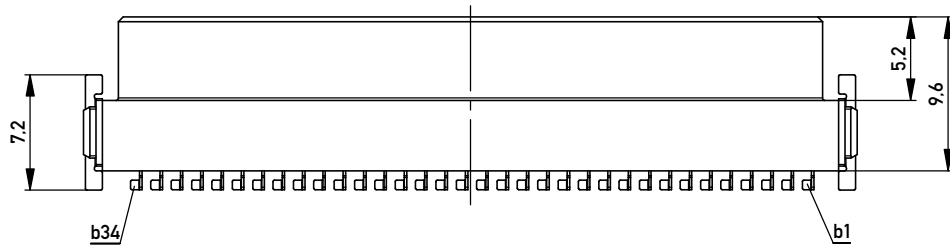
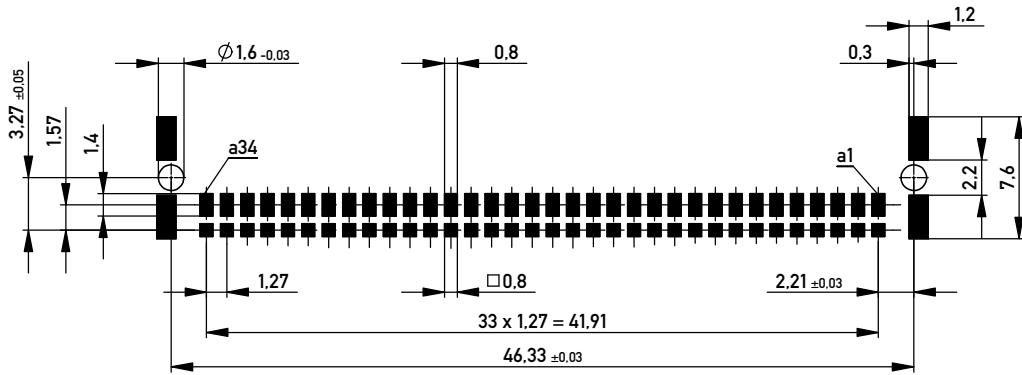
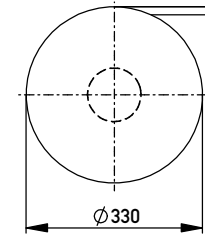


Leiterplatten-Layout Vorschlag für SMD
PCB-Layout Proposal for SMT

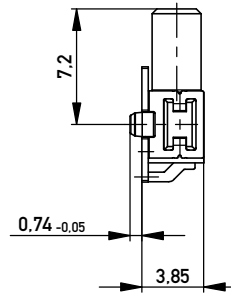
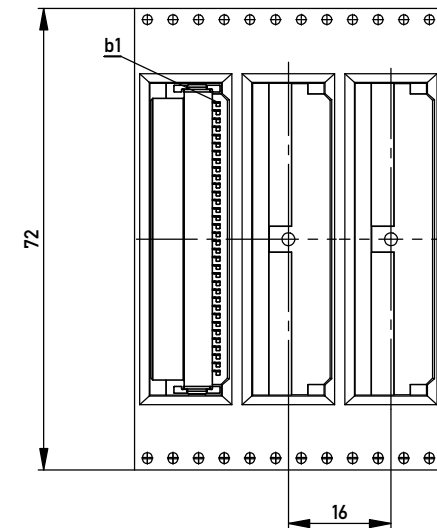


Bedruckungsvorschrift
siehe Zeichnung: 454325
prints specification
see drawing: 454325

Verpackt im Gurt nach DIN IEC 60286-3
Tape on Reel Packaging according to DIN IEC 60286-3
Verpackungseinheit: 560 Stück
Packaging unit: 560 pcs



Abspulrichtung - Reel off Direction



Anforderungsstufe 1
Performance Level 1

Kontaktbereich vergoldet
Mating Area gold plating

Anschlussbereich verzinkt 4-6µm
Terminal Area 4-6µm tin plating

Koplanarität der Anschlüsse ≤0,1mm
Coplanarity Area of Termination ≤0,1mm

Extra durable Au plating!

BA7-03 - Standard Bauhöhe

type7-03 - Standard Assembly Height

Information: Anforderungsstufe 107 / class 107 ohne Verdrehenschutz / without twist protection Reihe a vergrößerte Löt pads / row a enlarged solder pads	Tolerances	All Dimensions in mm	Scale	3:1
	Designation Federl. SMC-Q 68-SMD-BA7-03 Female SMC-Q 68-SMD-type7-03			
All rights reserved. Only for Information. To ensure that this is the latest version of this drawing, please contact one of the ERNI companies before using.		Subject to modification without prior notice. Drawing will not be updated.		Designation 100601030001
ERNI www.ERNI.com		Class SMCQ		K A3
d	23.04.2014	Date		
Index				

Copyright by ERNI GmbH
Proprietary notice pursuant to ISO 16016 to be observed.