

**C/A-3572EG 1.2 INCH, 5 X 7 DOT MATRIX DISPLAY (MULTI-COLOR)**


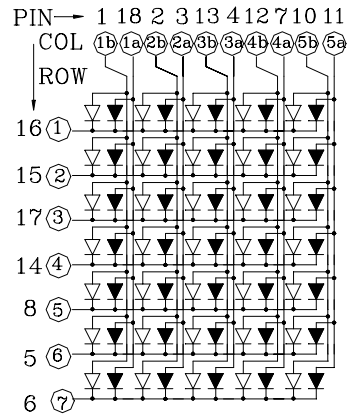
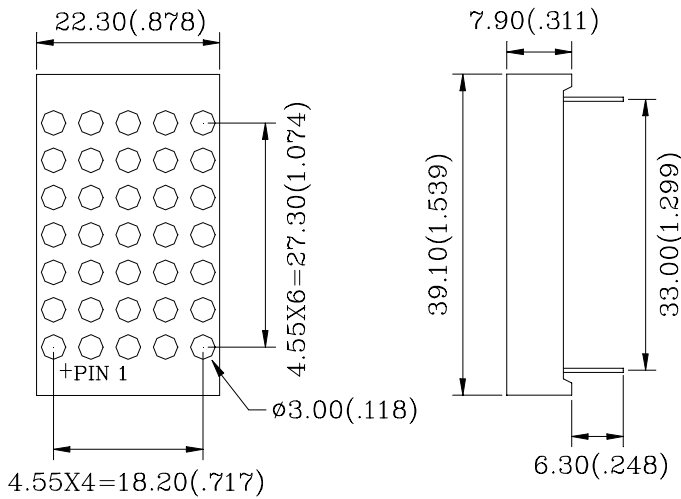
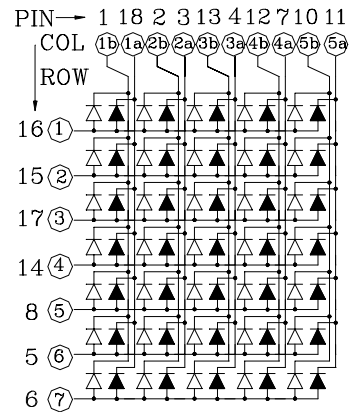
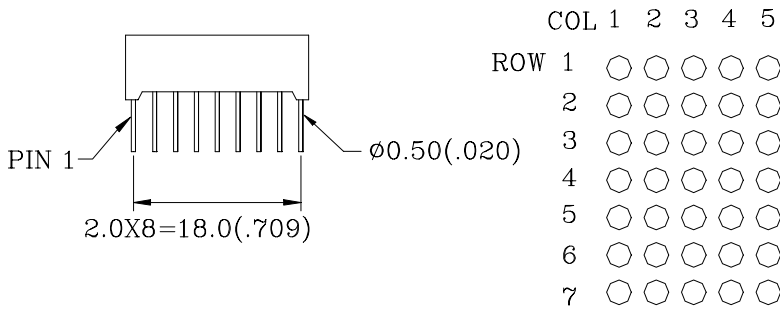
Shape	Part No.		Chip		Wave Length $\lambda_p$ (nm)	Electro-Optical Characteristics			Fig. No.
	Common Cathode	Common Anode	Raw Material	Emitted Color		Vf(V)20mA		Iv(ucd)10mA	
						Typ.	Max.	Typ.	
	C-3572EG	A-3572EG	GaAsP/GaP	Hi. effi Red	635	2.0	2.8	3000	D94
			GaP	Green	565	2.1	2.8	2800	

Fig.D94

C-3572EG



A-3572EG



9 NO CONNCT

▶ "a" for Red color chip  
 ▽ "b" for Green color chip

1. All dimension are in millimeters (inches).  
 2. Tolerance is  $\pm 0.25$  mm (0.01") unless otherwise specified.