

3.3V PECL 122.88MHz Base Station VCXO

PRBST1122



7.0 x 5.0mm Ceramic SMD

ASSP VCXO™ for Base Station



Product Features

- Very low Pk to Pk jitter - 40ps Max
- Low supply current - 90mA Max
- Low power standby mode
- RoHS Compliant

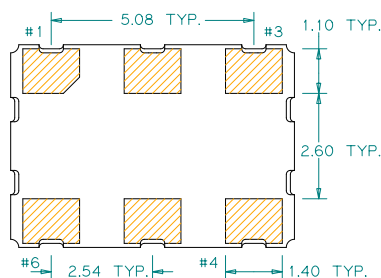
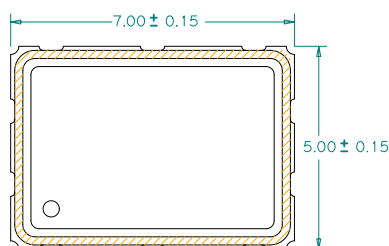
Product Description

This is an enhanced 3.3V, 122.88MHz with superb jitter and low operating current for providing clock references in base station applications.

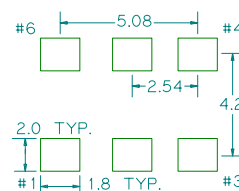
Applications

- Base Station

Package: (Scale: none, Dimensions are in mm)



Recommended Land Pattern:



Pin Functions:

Pin	Function
1	Control Voltage
2	Enable/Disable
3	Ground
4	Output
5	Output
6	V _{CC}

*Extended high frequency power decoupling is recommended (see test circuit for minimum recommendation). To ensure optimal performance, do not route RF traces beneath the package.

Part Ordering Information:
PRBST1122



ASSP VCXO

Application Specific Voltage Controlled Crystal Oscillator 7.0 x 5.0mm

Electrical Performance

Parameter	Min.	Typ.	Max.	Units	Notes
Output Frequency		122.880		MHz	
Supply Voltage V_{CC}	3.135	3.3	3.465	V	
Supply Current, Output Enabled			90	mA	
Frequency Stability			± 50	ppm	See Note 1 below
Operating Temperature Range	-40		+85	$^{\circ}\text{C}$	
Output Logic 0, V_{OL}			$V_{CC} - 1.62$	V	
Output Logic 1, V_{OH}	$V_{CC} - 1.025$			V	
Output Load		50		ohms	From outputs to $V_{CC} - 2V_{DC}$
Duty Cycle	45		55	%	Measured 50% V_{CC}
Rise and Fall Time			5	ns	Measured 20/80% of waveform
Jitter, Phase RMS(1- σ)			1	ps	12kHz~20MHz Frequency Band
Jitter, Peak to Peak (Pk-Pk)			40	ps	100.000 Random Periods
Phase Noise		-65	-50	dBc/Hz	At 10Hz offset
Phase Noise		-90	-85	dBc/Hz	At 100Hz offset
Phase Noise		-120	-115	dBc/Hz	At 1kHz offset
Phase Noise		-130	-125	dBc/Hz	At 10kHz offset
Phase Noise		-135	-130	dBc/Hz	At 100kHz offset

Notes:

- Stability includes all combinations of operating temperature, load changes, rated input (supply) voltage changes, initial calibration tolerance (25 $^{\circ}\text{C}$), aging (5 years at +40 $^{\circ}\text{C}$ average effective ambient temperature), shock and vibration.
- For specifications other than those listed, please contact sales.

Voltage Control Function

Parameter	Min.	Typ.	Max.	Units	Notes
Pullability	± 80		± 140	ppm	
Control Voltage Range	0.3		3.0	V	As rated
Center Control Voltage		1.65		V	For RMT Nominal Frequency
Monotonic Linearity			10	%	Positive Transfer Slope
Input Impedance	130			k Ω	Control Voltage Pin

Output Enable / Disable Function

Parameter	Min.	Typ.	Max.	Units	Notes
Input Voltage (pin 2), Output Enable			V_{OL}	V	or open
Input Voltage (pin 2), Output Disable (low power standby)	V_{OH}			V	Output is Hi-Z

Absolute Maximum Ratings

Parameter	Min.	Typ.	Max.	Units	Notes
Storage Temperature	-55		+125	$^{\circ}\text{C}$	

For the latest product information visit: <http://www.pericom.com/products/crystals-and-crystal-oscillators/assp-xo/?part=PRBST1122>

For test circuit go to: http://www.pericom.com/pdf/sre/tc_vc_pecl.pdf

For soldering reflow profile and reliability test ratings go to: <http://www.pericom.com/pdf/sre/reflow.pdf>

For tape and reel information go to: http://www.pericom.com/pdf/sre/tr_7050_xo.pdf