

Silicon NPN Power Transistors

2SC4747

DESCRIPTION

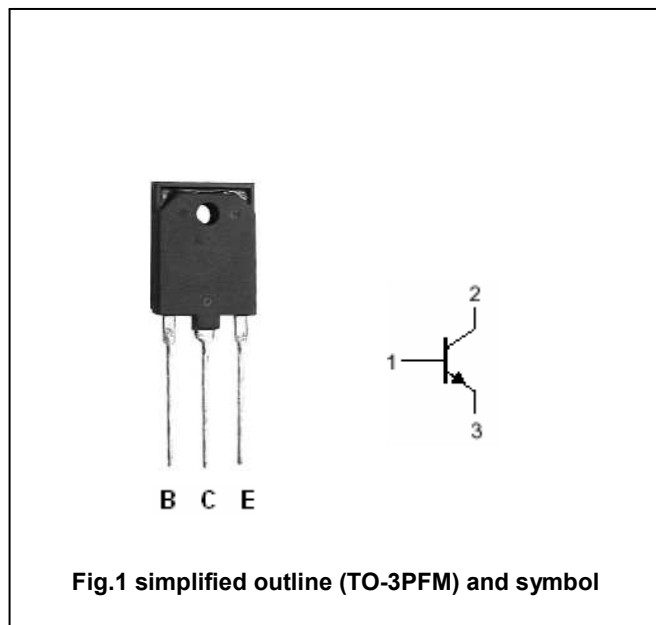
- With TO-3PFM package
- High speed switching
- High breakdown voltage

APPLICATIONS

- Character display horizontal deflection output applications

PINNING

PIN	DESCRIPTION
1	Base
2	Collector
3	Emitter

Absolute maximum ratings($T_a = \square$)

SYMBOL	PARAMETER	CONDITIONS	VALUE	UNIT
V_{CBO}	Collector-base voltage	Open emitter	1500	V
V_{CEO}	Collector-emitter voltage	Open base	800	V
V_{EBO}	Emitter-base voltage	Open collector	6	V
I_C	Collector current		10	A
$I_{C(surge)}$	Collector current-surge		20	A
P_C	Collector power dissipation	$T_C = 25 \square$	50	W
T_j	Junction temperature		150	\square
T_{stg}	Storage temperature		-55~150	\square

Silicon NPN Power Transistors

2SC4747

CHARACTERISTICS

 $T_j=25^\circ\text{C}$ unless otherwise specified

SYMBOL	PARAMETER	CONDITIONS	MIN	TYP.	MAX	UNIT
$V_{(BR)CEO}$	Collector-emitter breakdown voltage	$I_C=10\text{mA}; R_{BE}=0$	800			V
$V_{(BR)EBO}$	Emitter-base breakdown voltage	$I_E=10\text{mA}; I_C=0$	6			V
I_{CES}	Collector cut-off current	$V_{CE}=1500\text{V}; R_{BE}=0$			0.5	mA
h_{FE}	DC current gain	$I_C=1\text{A}; V_{CE}=5\text{V}$	8		30	
$V_{CE(sat)}$	Collector-emitter saturation voltage	$I_C=8\text{A}; I_B=1.6\text{A}$			5	V
$V_{BE(sat)}$	Base-emitter saturation voltage	$I_C=8\text{A}; I_B=1.6\text{A}$			1.5	V
t_f	Fall time	$I_{CP}=7\text{A}; I_{B1}=1.4\text{A}$			0.3	μs

Silicon NPN Power Transistors

2SC4747

PACKAGE OUTLINE

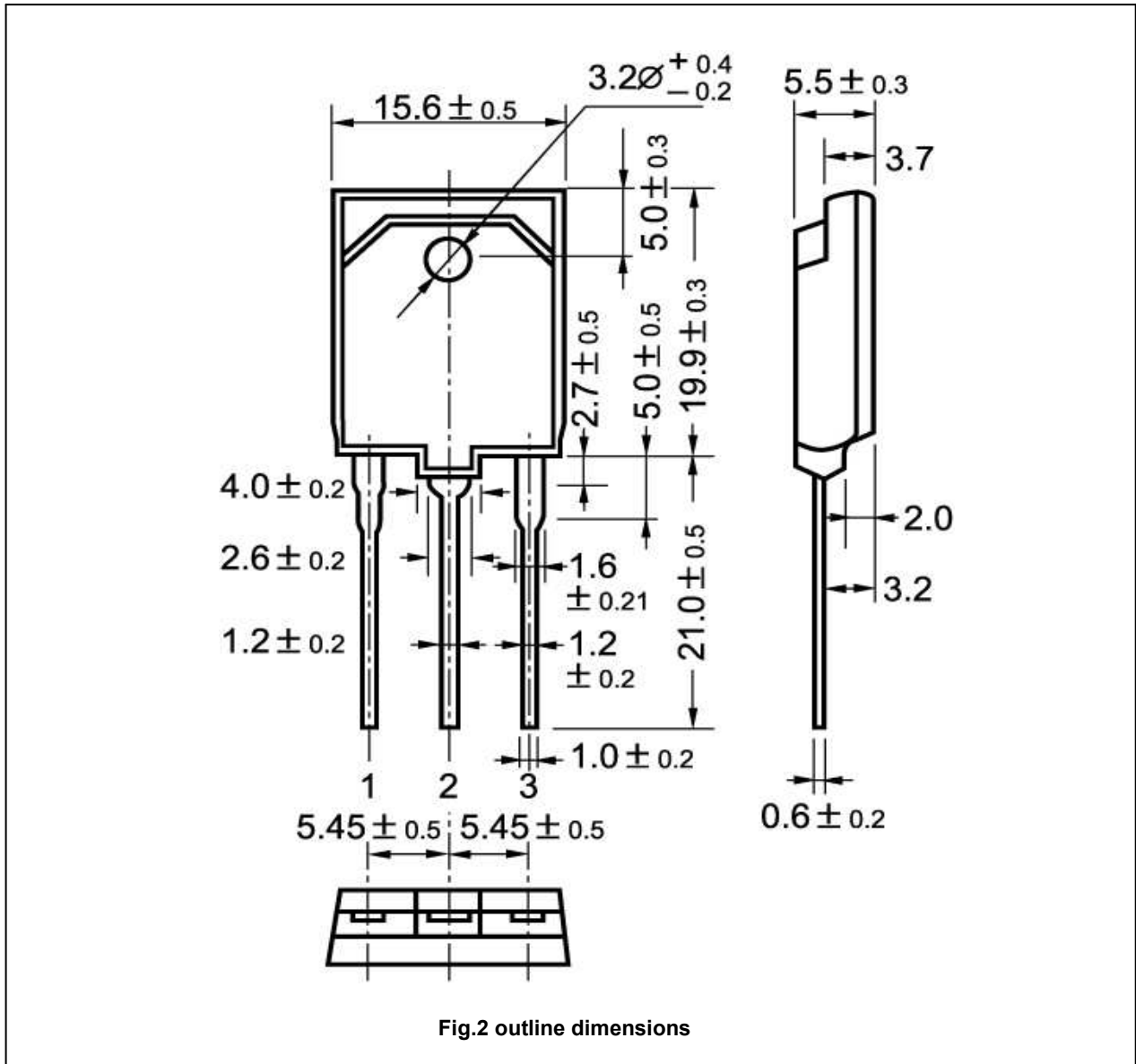


Fig.2 outline dimensions

Silicon NPN Power Transistors

2SC4747

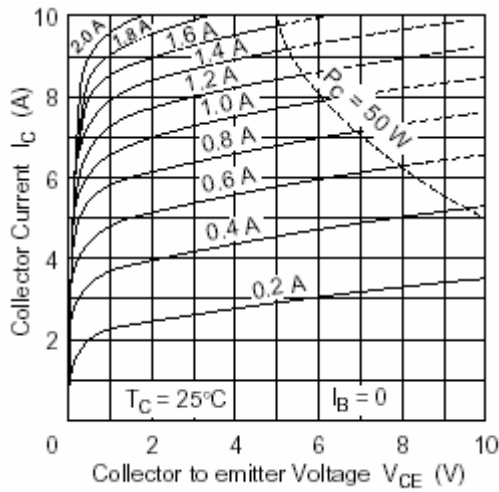


Fig.3 Static Characteristic

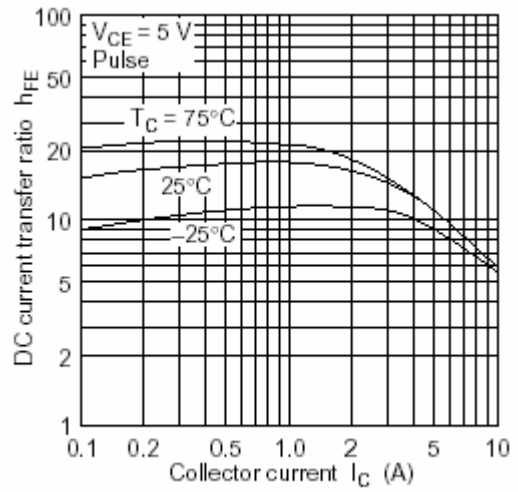


Fig.4 DC current Gain

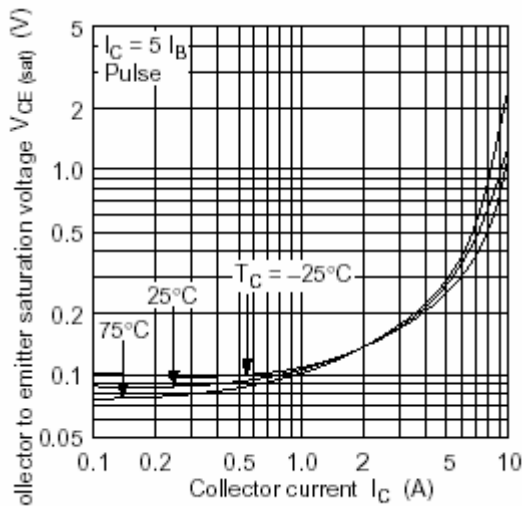


Fig.5 Collector-Emitter Saturation Voltage

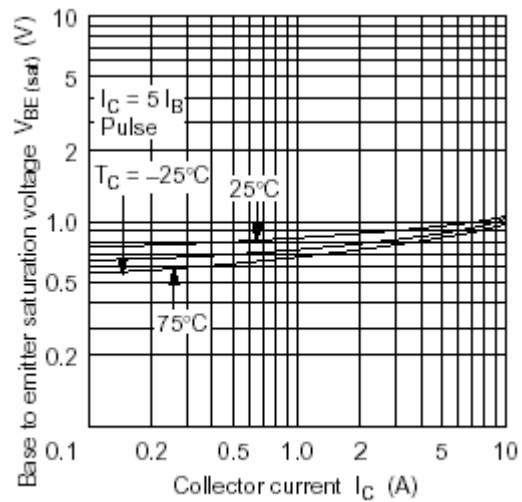


Fig.6 Base-Emitter Saturation Voltage

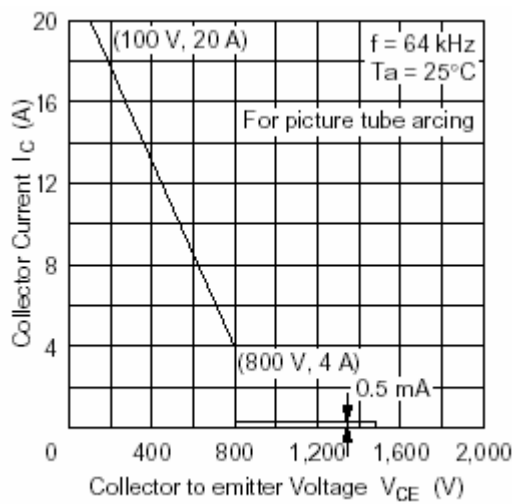


Fig.7 Safe Operating Area