

P8BU-xxxxELF



PMA-SERIES

Rev.11-2008

- ✓ 1.5 Watt
- ✓ Unregulated
- ✓ **Single** Output
- ✓ **DIP8** Case
- ✓ **1 kV** DC I/O Isolation
- ✓ Low Ripple and Noise

The PMA series P8BU-xxxxELF is a family of cost effective 1.5 W single output DC/DC converters. These converters are in an ultra miniature DIP8 case. Devices are encapsulated. High performance features: 1000VDC input/output isolation, high efficiency operation, output voltage accuracy of $\pm 3\%$ maximum, input range of $\pm 10\%$ tolerance and low output ripple and noise.

All specifications typical at $T_a=25^\circ\text{C}$, nominal input voltage and full load unless otherwise specified

Input Specifications

Voltage Range	$\pm 10\%$
Input Filter	Capacitor
Input Reflected Ripple Current ¹	20 mA pk-pk

Output Specifications

Voltage Accuracy	$\pm 3\%$
Short Circuit Protection	Short Term
Line Regulation	$\pm 1.2\% / 1\% V_{in}$ Change
Load Regulation (20% - 100%)	$\pm 10\%$ (3.3V _{out} Models: $\pm 20\%$)
Ripple and Noise (20Mhz bandwidth)	100 mV pk-pk
Temperature Coefficient	$\pm 0.02\% / ^\circ\text{C}$

General Specifications

Efficiency	See Table
I/O Isolation Voltage (3 sec.)	1000 VDC
I/O Isolation Capacity	60 pF, typ.
I/O Isolation Resistance	1000 MOhm
Switching Frequency	80 kHz (Variable)
Humidity	95% rel H
Reliability Calculated MTBF (MIL-HDBK-217F)	> 1.121 Mhrs

Physical Specifications

Case Material	Non Conductive Black Plastic (UL94V-0 rated)
Potting Material	Epoxy (UL94V-0 rated)
Weight	~ 1.8g, typ.

Environment Specifications

Operating Temperature	-40 to +85 $^\circ\text{C}$ (ambient)
Maximum Case Temperature	100 $^\circ\text{C}$
Storage Temperature	-40 to +125 $^\circ\text{C}$
Cooling	Free Air Convection
RoHS Conform	Soldering 260 $^\circ\text{C}$, max. (1.5mm from case 10s.)

Selection Guide

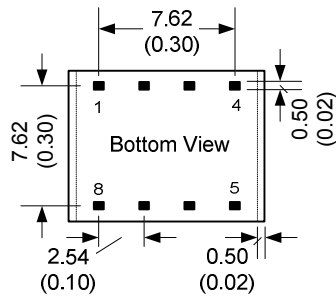
Single Output

Order #	Input Voltage (VDC)	Input Current No Load (mA)	Input Current Full Load (mA)	Output Voltage (VDC)	Output Current Full Load (mA)	Efficiency (%)	Capacitor Load (uF) ²
SINGLE OUTPUT							
P8BU-053R3ELF	5	30	361	3.3	400	73	220
P8BU-0505ELF	5	30	400	5	300	75	220
P8BU-057R2ELF	5	30	400	7.2	208	75	220
P8BU-0509ELF	5	30	400	9	167	75	220
P8BU-0512ELF	5	30	384	12	125	78	220
P8BU-0515ELF	5	30	384	15	100	78	220
P8BU-0518ELF	5	30	384	18	83	78	220
P8BU-0524ELF	5	30	379	24	62.5	79	220
P8BU-123R3ELF	12	15	148	3.3	400	74	220
P8BU-1205ELF	12	15	168	5	300	74	220
P8BU-127R2ELF	12	15	166	7.2	208	75	220
P8BU-1209ELF	12	15	166	9	167	75	220
P8BU-1212ELF	12	15	166	12	125	75	220
P8BU-1215ELF	12	15	162	15	100	77	220
P8BU-1218ELF	12	15	162	18	83	77	220
P8BU-1224ELF	12	15	162	24	62.5	75	220
P8BU-243R3ELF	24	10	73	3.3	400	75	220
P8BU-2405ELF	24	10	83	5	300	75	220
P8BU-247R2ELF	24	10	83	7.2	208	75	220
P8BU-2409ELF	24	10	83	9	167	75	220
P8BU-2412ELF	24	10	82	12	125	76	220
P8BU-2415ELF	24	10	82	15	100	76	220
P8BU-2418ELF	24	10	82	18	83	76	220
P8BU-2424ELF	24	10	79	24	62.5	79	220

If you need other specifications, please enquire.

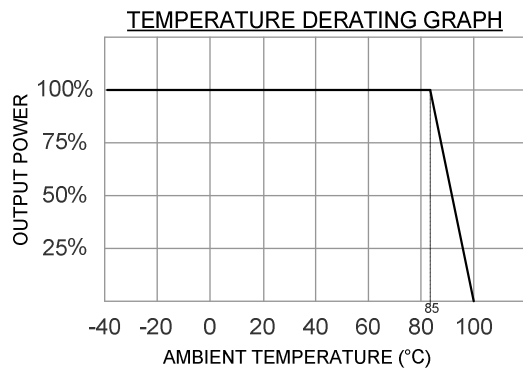
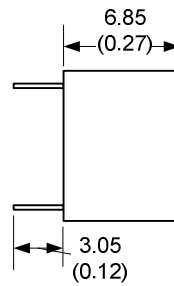
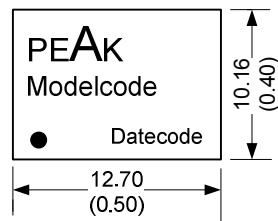
Notes:

Package / Pinning / Derating



All dimensions are typical in millimeters (inches).
 - Pin diameter: 1.0 \pm 0.05 (0.04 \pm 0.002)
 - Pin pitch tolerance: \pm 0.35 (\pm 0.014)
 - Case tolerance \pm 0.5 (\pm 0.02)
 Specification may change without notice.

DIP 8 – PLASTIC CASE



PIN CONNECTIONS	
#	SINGLE
1	- Vin
4	+Vin
5	+Vout
7	- Vout
Others	Omitted

App Notes:

¹ = Measured Input reflected ripple current with a simulated source inductance of 12uH.

² = Tested by minimal Vin and constant resistive load.

- Operation under no-load conditions will not damage these devices, but they will not observe the listed specifications.