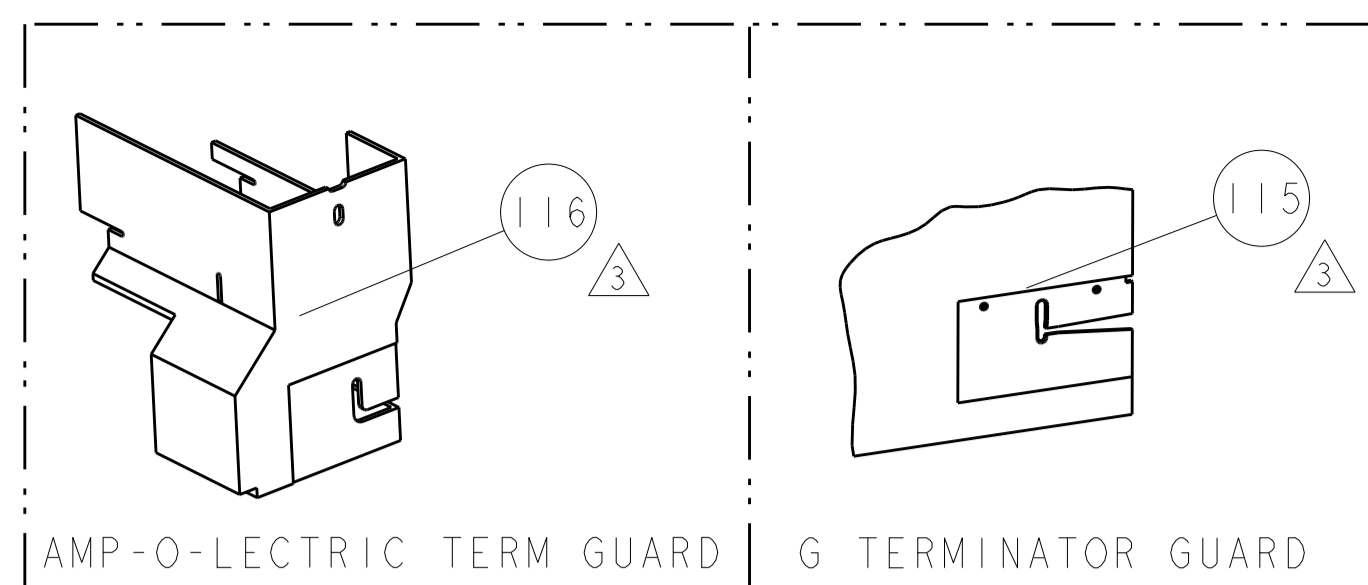


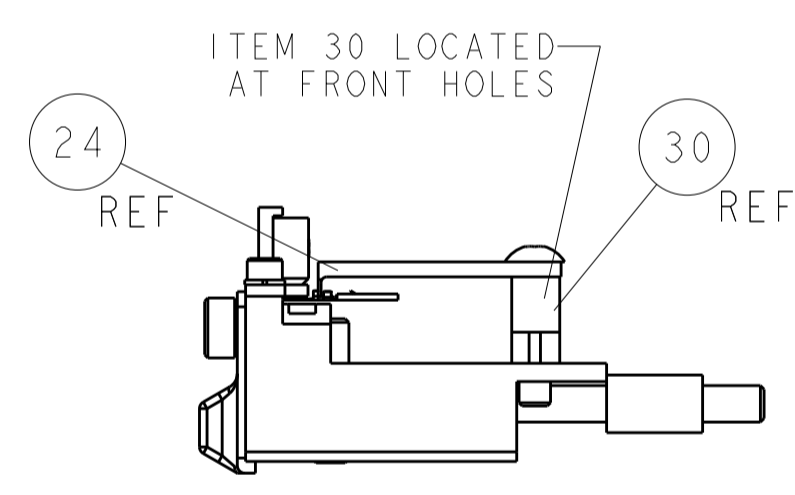
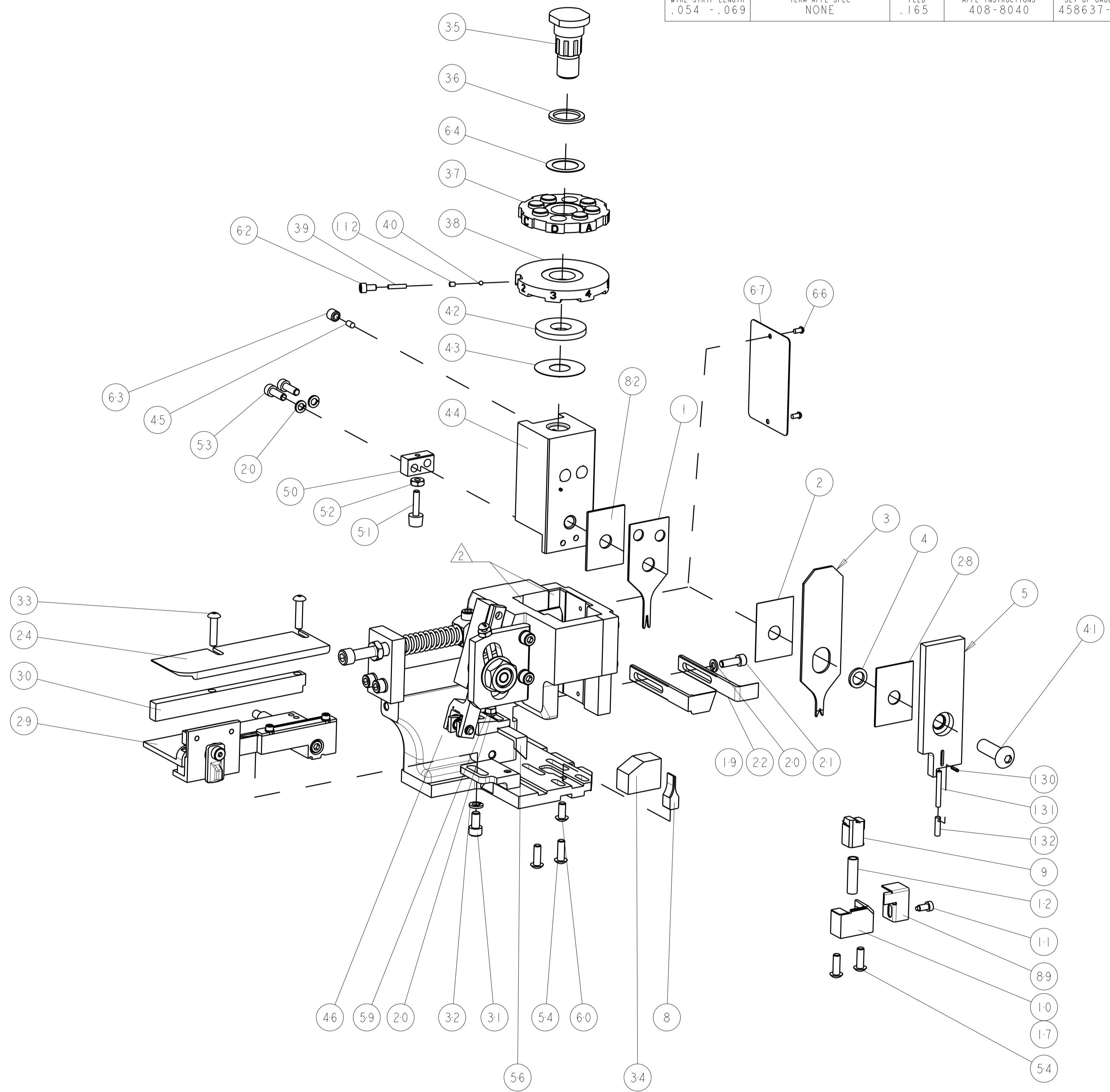
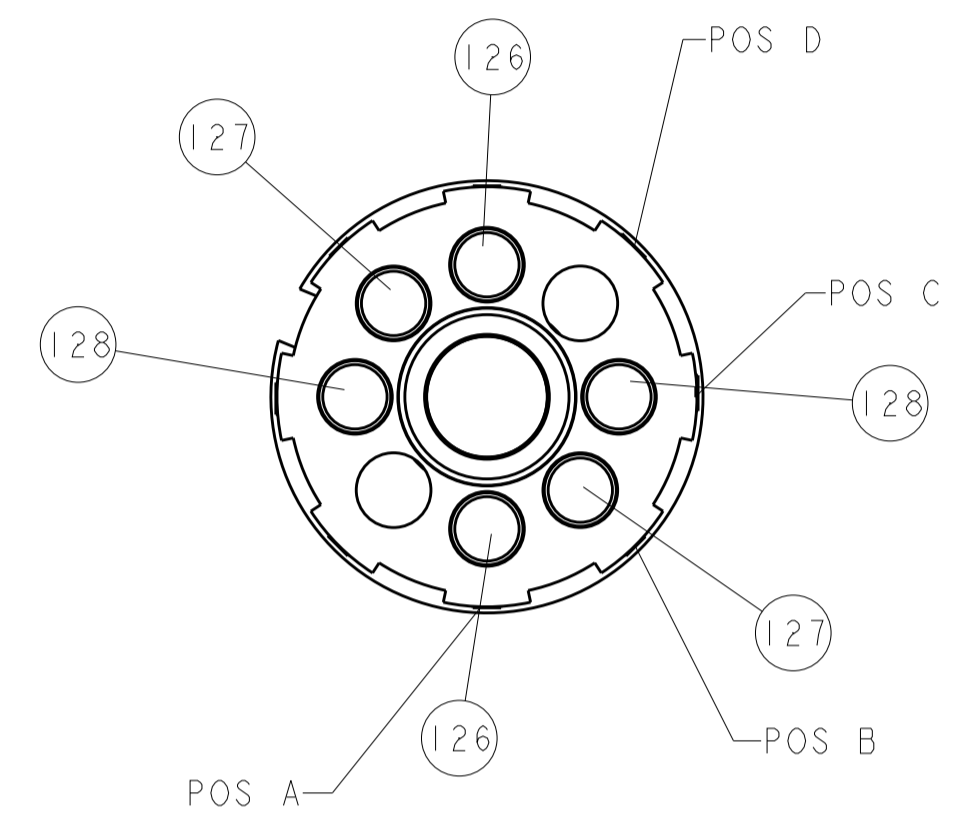
| PART NUMBER | REV | FIRST USED | POWER UNIT | FEED TYPE | DESCRIPTION |
|-------------|-----|------------|---------------|-----------|--------------------|
| 1852200-1 | C | 122500-1 | LEADMAKER | PRE FEED | CUTS CARRIER |
| 1852200-2 | C | 565435-5 | BENCH MODEL K | PRE FEED | CUTS CARRIER |
| 1852200-3 | C | 354500-1 | BENCH MODEL G | PRE FEED | CUTS CARRIER |
| 1852200-6 | C | 122500-1 | LEADMAKER | PRE FEED | CONTINUOUS CARRIER |
| 7-1852200-7 | C | - | - | - | SPARE PARTS |



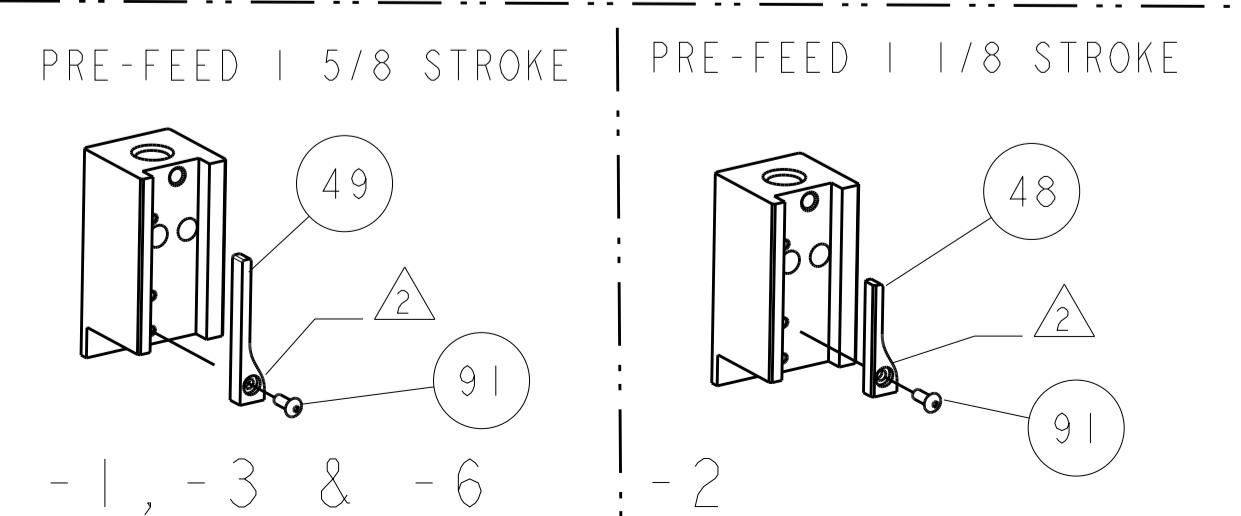
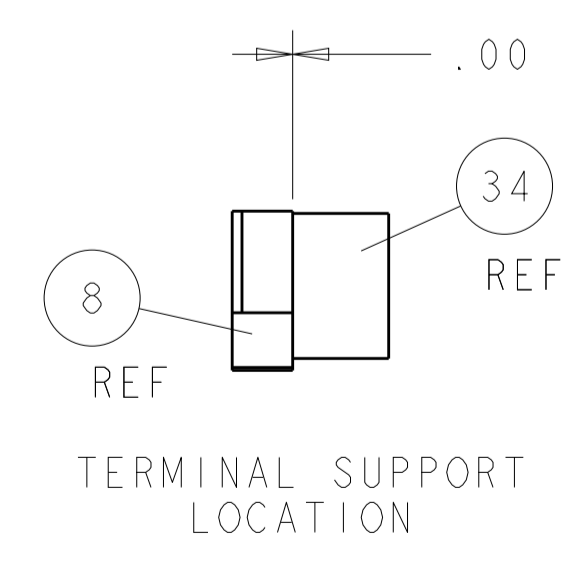
| TERMINAL NAME: FEMALE CONTACT | | | | | |
|-------------------------------|----------------|-----------------------------------|------------------------|-------------|-----------|
| TE PN | MFG PN | HIROSE TERMINAL - AMP CRIMP SPECS | | | |
| 1572953-1 | HR30-SC-211 | CRIMP HEIGHT | | WIRE SIZE | |
| 1572953-2 | HR30-PC-211 | CRIMP HEIGHT | | WIRE SIZE | |
| - | - | A | .022±.002 [.56±0.05mm] | 26 AWG | |
| - | - | B | .020±.002 [.51±0.05mm] | 28 AWG | |
| - | - | C | .018±.002 [.46±0.05mm] | 30 AWG | |
| - | - | D | - | - | |
| - | - | CRIMP | SIZE | TYPE | RANGE |
| - | - | WIRE | .033 [.84mm] | F | 30-26 AWG |
| - | - | INSUL | .035 [.89mm] | F | ∅.040 MAX |
| WIRE STRIP LENGTH | TERM APPL SPEC | FEED | APPL INSTRUCTIONS | SET UP GAGE | |
| .054 -.069 | NONE | .165 | 408-8040 | 458637-1 | |

| LOC | DIST | REVISIONS | | | | | |
|-----|------|-----------|-----|---------------|-----------|-----|------|
| A | 66 | P | LTR | DESCRIPTION | DATE | OWN | APVD |
| | | C | | ECR-13-000640 | 14JAN2013 | MY | GB |

- △ RECOMMENDED SPARE PARTS
- △ GREASE LIGHTLY
- △ GUARD MUST BE IN PLACE WHEN OPERATING APPLICATOR IN A BENCH MACHINE



FEED TRACK POSITION



| QTY | UNIT | DESCRIPTION | ITEM NO |
|-----|------|--|---------|
| - | 1 | 854769-4 HOLDER, INS | 132 |
| - | 1 | 5-547505-2 SPRING, COMPRESSION | 131 |
| - | 1 | 21028-2 PIN, SLOTTED SPRING .062 X .250 | 130 |
| - | 2 | 5-354779-0 PIN, WIRE DISC, .3240 | 128 |
| - | 2 | 4-354779-4 PIN, WIRE DISC, .3210 | 127 |
| - | 2 | 4-354779-0 PIN, WIRE DISC, .3190 | 126 |
| - | - | 455749-1 GUARD WINDOW | 116 |
| - | REF | 679532-1 INSERT, GUARD | 115 |
| - | 1 | 690603-1 SPRING ASSIST AMP-O-MATOR APPLICATOR | 112 |
| - | 1 | 1-21002-7 SCR, BTN SKT HD CAP 6-32 X .375 | 91 |
| - | 1 | 318563-1 GUARD, FRONT CHIP | 89 |
| - | 1 | 1-455888-1 SPACER, CRIMPER | 82 |
| - | 1 | 4088040 SF APPL INST 408-8040 | 72 |
| - | 1 | 217238-1 GENERAL INSTRUCTION PKG | 71 |
| - | 1 | 461264-1 PLATE, IDENTIFICATION | 67 |
| - | 2 | 21017-2 SCREW, DRIVE | 66 |
| - | 1 | 986950-1 WASHER, FLAT PRECISION | 64 |
| - | 1 | 21009-2 SCR, SET, SELF LOCKING 1/4-20 X .250 | 63 |
| - | 1 | 23030-1 SCR, SKT HD CAP 6-32 X .25 | 62 |
| - | 1 | 22733-8 SCR, BHSC, SELF-LOCKING, 8-32 X .375 | 60 |
| - | 1 | 2-22603-0 SCR, HEX HD CAP 8-32 X .312 | 59 |
| - | 1 | 458537-2 PAWL, FEED | 56 |
| - | 4 | 2-21002-2 SCR, BTN SKT HD CAP 8-32 X .500 | 54 |
| - | 2 | 2-21000-7 SCR, SKT HD CAP 8-32 X .500 | 53 |
| - | 1 | 21018-5 NUT, HEX, REG 6-32 | 52 |
| - | 1 | 811242-2 BUMPER, HOLD DOWN | 51 |
| - | 1 | 690753-1 SPACER, TONKER | 50 |
| - | 1 | 690602-6 CAM, PRE FEED, 1 5/8 | 49 |
| - | - | 690602-5 CAM, PRE FEED, 1 1/8 | 48 |
| - | 1 | 459456-1 APPL, BASIC SUB ASSY (SIDE WISE MOCA) | 46 |
| - | 1 | 690191-1 PLUG, NYLON | 45 |
| - | 1 | 455673-1 RAM, SIDE FEED | 44 |
| - | 1 | 690125-1 SHIM SUB-ASSY | 43 |
| - | 1 | 690124-4 WASHER, RAM (.135) | 42 |
| - | 1 | 7-21002-9 SCR, BTN SKT HD CAP 5/16-24 X 1.00 | 41 |
| - | 1 | 23241-6 BALL, STEEL | 40 |
| - | 1 | 690170-1 SPRING, COMPRESSION | 39 |
| - | 1 | 690142-6 DISC, INSULATION | 38 |
| - | 1 | 354777-1 WIRE DISC, ASSEMBLY | 37 |
| - | 1 | 22480-5 SPRING, COMPRESSION | 36 |
| - | 1 | 690212-1 POST, RAM | 35 |
| - | 1 | 3-690786-3 TERMINAL SUPPORT | 34 |
| - | 2 | 2-21002-4 SCR, BTN SKT HD CAP 8-32 X .750 | 33 |
| - | 1 | 21024-5 WASHER, SPRG LOCK, REG NO 10 | 32 |
| - | 1 | 3-21000-4 SCR, SKT HD CAP 10-32 X .375 | 31 |
| - | 1 | 1320908-9 SPACER, STRIP GUIDE | 30 |
| - | 1 | 1633091-8 ASSEMBLY, STRIP GUIDE | 29 |
| - | 1 | 455888-7 SPACER, CRIMPER | 28 |
| - | 1 | 1320928-1 STRIP GUIDE | 24 |
| - | 1 | 690472-9 STRIPPER | 22 |
| - | 1 | 2-21000-7 SCR, SKT HD CAP 8-32 X .500 | 21 |
| - | 4 | 21024-4 WASHER, SPRG LOCK, REG NO 8 | 20 |
| - | 1 | 1-1338987-8 STRIPPER | 19 |
| - | 1 | 679625-2 SHEAR HOLDER, FRONT (NO CUT) | 17 |
| - | 1 | 3-22280-3 SPRING, COMPRESSION | 12 |
| - | 1 | 690461-2 STOP, SHEAR | 11 |
| - | 1 | 1-690459-0 SHEAR HOLDER, FRONT | 10 |
| - | 1 | 1633861-1 SHEAR, FLOATING | 9 |
| - | 1 | 3-1633117-4 ANVIL, COMBINATION | 8 |
| - | 1 | 854772-1 DEPRESSOR, SHEAR | 5 |
| - | 1 | 2-238011-3 BLOCK, CRIMPER SPACER | 4 |
| - | 1 | 1633712-7 CRIMPER, INSULATION F | 3 |
| - | 1 | 455888-1 SPACER, CRIMPER | 2 |
| - | 1 | 4-1633305-5 CRIMPER, WIRE PREMIUM | 1 |

THIS DRAWING IS A CONTROLLED DOCUMENT. DIMENSIONING AND TOLERANCING PER ASME Y14.5M-2009. TOLERANCES UNLESS OTHERWISE SPECIFIED:

| | | | | | | | |
|-------------|--------|------------|------------|------------|-------------|--------------|---------------|
| DIMENSIONS: | INCHES | 0 PLC ±.01 | 1 PLC ±.01 | 2 PLC ±.01 | 3 PLC ±.001 | 4 PLC ±.0001 | ANGLES ±.0001 |
|-------------|--------|------------|------------|------------|-------------|--------------|---------------|

APPROVED: R.O. WILSON (DATE: 15FEB2006), T. ELBIN (DATE: 15FEB2006)

NAME: SIDE FEED HDM APPLICATOR

SIZE: A100779C=1852200

Customer Accessible Production Drawing