


### Anaren High Frequency Chip Resistor



#### Electrical Specifications:

	Room (25 °C)		
	Min.	Typ.	Max.
Resistance (Ω)	45	50	55
TCR (ppm / °C)	-300		+300
Power (W)			1.0
Operating Temperature (°C)	-55		150
Frequency Range (GHz)	DC		20
Return Loss (dB)			10

Specifications subject to change with out notice.

#### Features:

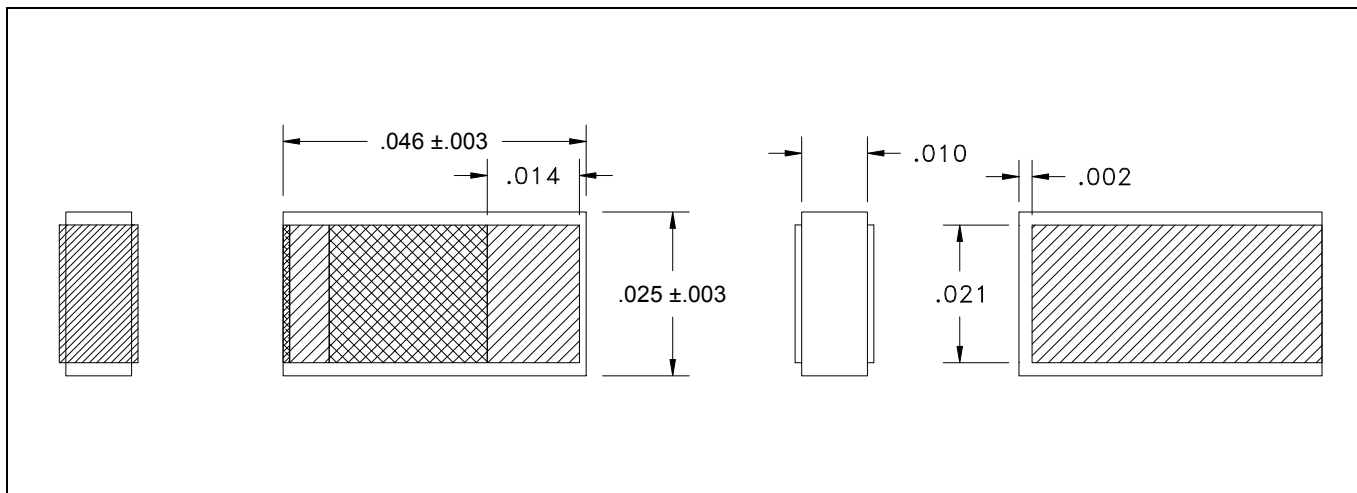
- RF performance up to 20 GHz
- 50 Ω
- 10 mil 96 % Alumina
- Non-Nichrome Resistive Element
- Terminals: Gold Plate over Nickel
- Epoxy Attach
- Wire Bondable
- Tolerance 10%

#### Description

- Thick Film single wrap chip termination plated with Gold over Nickel.
- Terminals can be wire bonded.
- Base Material is 10 mil 96% Alumina.

#### Outline Drawing

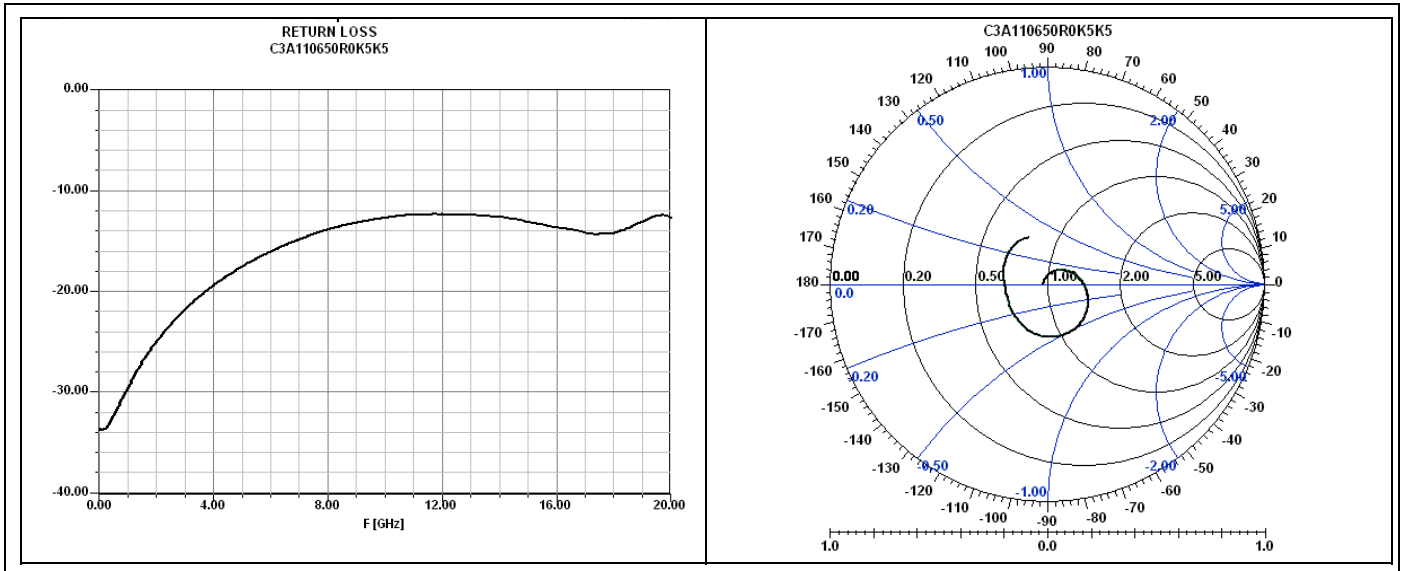
Dimensions shown in inches ±0.002 unless otherwise shown



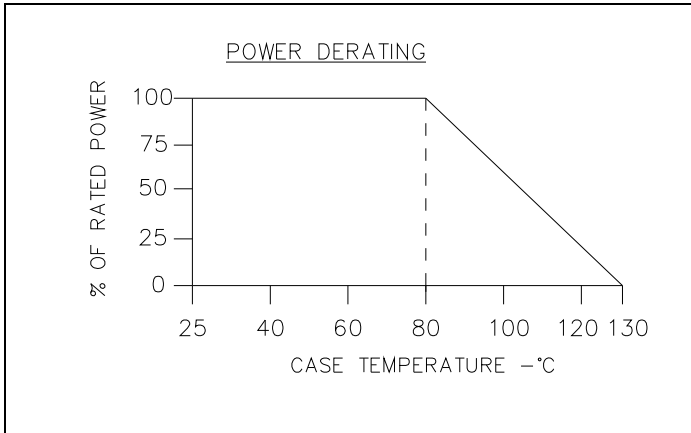
C3A110650R0K5K5 (097) Rev B



## Performance Specifications:

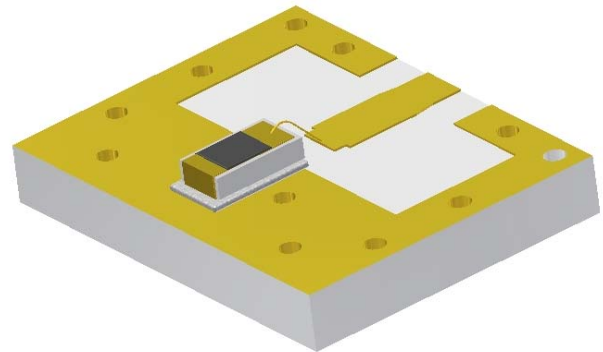


## Power De-rating:



## Suggested Mounting:

Epoxy mount bottom side to circuit.  
Top terminal is wire bondable.



Description of Standard Tests as specified by options in Part Number			
Parameter	Change in Resistance		Test Method
	Limit	Typical	
Resistance	±10%	50 Ω	Measurement at 25°C
T.C.R (ppm / °C)	± 300		Measurement at +25°C to-55°C and +25°C to +125°C
Overload (Short Time)	±2%	±0.5%	Rated Voltage x 2.5 for 5 seconds
Thermal Shock	±0.5%	±0.3%	-55°C (30 minutes), +125°C (30 minutes), 100 cycles
Life Test	±3%	±1%	70°C ± 2°C, 1000 hours, 1.5 hr ON, 0.5 hr OFF cycle
High Temperature Exposure	±1%	±0.3%	+125°C, 1000 hours +155°C, 1000 hours

C3A110650R0K5K5 (097) Rev B

USA/Canada: (315) 432-8909  
Toll Free: (800) 544-2414  
Europe: +44 2392-232392

Available on Tape and Reel For Pick and Place Manufacturing.



**Anaren**  
What'll we think of next?™

# Mouser Electronics

Authorized Distributor

Click to View Pricing, Inventory, Delivery & Lifecycle Information:

[Anaren:](#)

[C3A110650R0K5K5](#)