

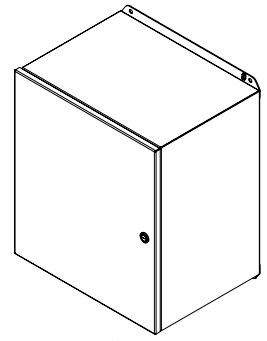


PART No. EJ161410

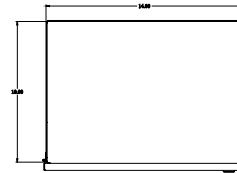
for more information visit
www.hammfg.com

Data subject to change without notice

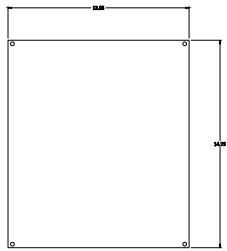
Isometric drawing Not to Scale




ISOMETRIC VIEW



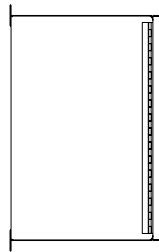
TOP VIEW



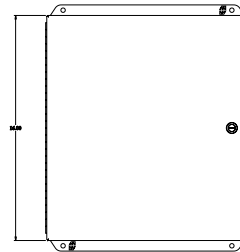
INNER PANEL



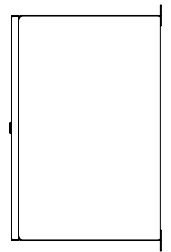
BACK VIEW




SIDE VIEW



FRONT VIEW



SIDE VIEW



BOTTOM VIEW