

Schottky barrier diode

LRB551BS-30T5G

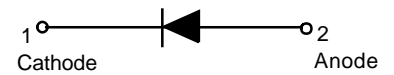

LRB551BS-30T5G

●Applications

High-frequency rectification
Switching regulators

●Features

- 1) Small surface mounting type.
- 2) Ultra low V_F ($V_F=0.45V$ Typ. at 0.5A)
- 3) High reliability.
- 4) We declare that the material of product compliance with RoHS requirements.
- 5) S- Prefix for Automotive and Other Applications Requiring Unique Site and Control Change Requirements; AEC-Q101 Qualified and PPAP Capable.



●Construction

Silicon epitaxial planar

●Device Marking and Ordering Information

Device	Marking	Shipping
LRB551BS-30T5G	X	10000/Tape&Reel

●Absolute maximum ratings ($T_a = 25^\circ C$)

Parameter	Symbol	Limit	Unit
Repetitive Peak Reverse Voltage	VRRM	30	V
Non-Repetitive Peak Reverse Voltage	VRSM		V
Maximum DC Blocking Voltage	VR	30	V
Average Forward Rectified Current	IF(AV)	500	mA
Peak Forward Surge Current	IFSM	3	A
Storage and Operating Temperature Range	T _J , TSTG	-65 to +150	degC

●Electrical characteristics ($T_a = 25^\circ C$)

Parameter	Symbol	Min.	Typ.	Max.	Unit	Conditions
Forward voltage	V _{F1}	–	–	0.18	V	I _F = 0.1mA
	V _{F2}	–	–	0.2	V	I _F = 1mA
	V _{F3}	–	–	0.27	V	I _F = 10mA
	V _{F4}	–	–	0.36	V	I _F = 100mA
	V _{F5}	–	–	0.54	V	I _F = 500mA
Reverse current	I _R	–	–	100	uA	V _R = 10V
Reverse breakdown voltage	V _{BR}	30	–	–	V	I _R = 500uA

LRB551BS-30T5G

●Electrical characteristic curves (Ta = 25°C)

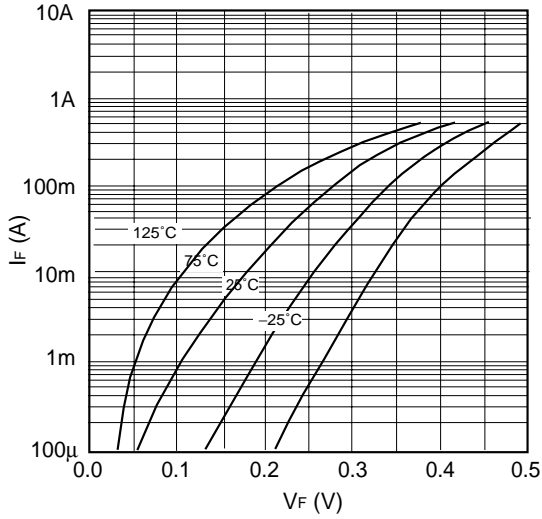


Fig.1 Forward current as a function of forward voltage(typical values)

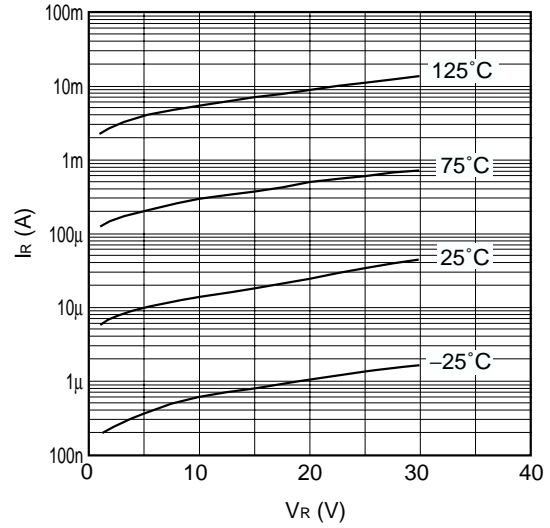


Fig.2 Reverse current as a function of reverse voltage(typical values)

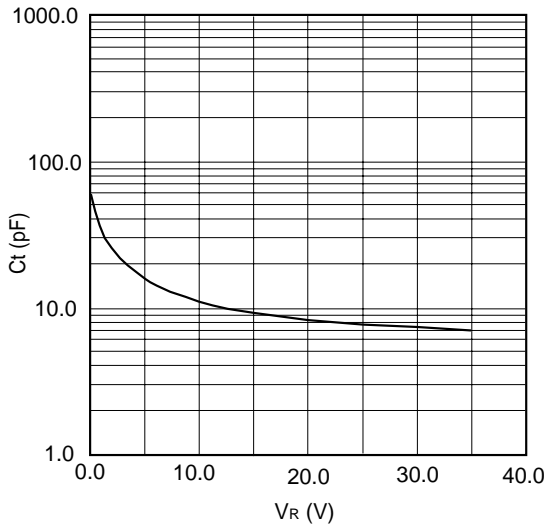


Fig.3 Diode capacitance as a function of reverse voltage(typical values)

LRB551BS-30T5G**SOD882**

DIMENSION OUTLINE:

Unit:mm

