



75 Ohm BNC Male Right Angle Connector Clamp/Solder Attachment For RG6

TECHNICAL DATA SHEET

PE4605

75 Ohm BNC Male Right Angle Connector Clamp/Solder Attachment For RG6

Configuration

Connector	BNC Male
Connector Specification	MIL-C-39012
Connector Interface Type	RG6
Cable Attachment Method (Shield/Contact)	Clamp/Solder
Body Style	Right Angle

Electrical Specifications

Impedance, Ohms	75
-----------------	----

Mechanical Specifications

Temperature

Operating Range, deg C	-65 to +165
------------------------	-------------

Size

Length, in [mm]	1.81 [45.97]
Width/Dia., in [mm]	0.75 [19.05]
Height, in [mm]	1.163 [29.54]
Weight, lbs [g]	0.165 [74.84]

Connector

Type	BNC Male
Contact Material and Plating	Silver
Contact Plating Specification	QQ-S-365
Coupling Nut Material and Plating	Brass, Nickel
Body Material and Plating	Brass, Nickel
Dielectric Type	Teflon

Compliance Certifications (visit www.Pasternack.com for current document)

RoHS Compliant	Yes
----------------	-----

Click the following link (or enter part number in "SEARCH" on website) to obtain additional part information including price, inventory and certifications: [75 Ohm BNC Male Right Angle Connector Clamp/Solder Attachment For RG6 PE4605](#)

The information contained in this document is accurate to the best of our knowledge and representative of the part described herein. It may be necessary to make modifications to the part and/or the documentation of the part, in order to implement improvements. Pasternack reserves the right to make such changes as required. Unless otherwise stated, all specifications are nominal.



75 Ohm BNC Male Right Angle Connector
Clamp/Solder Attachment For RG6

TECHNICAL DATA SHEET

PE4605

Plotted and Other Data

Notes:

Values at 25 °C, sea level

75 Ohm BNC Male Right Angle Connector Clamp/Solder Attachment For RG6 from Pasternack Enterprises has same day shipment for domestic and International orders. Our RF, microwave and fiber optic products maintain a 99% availability and are part of the broadest selection in the industry.

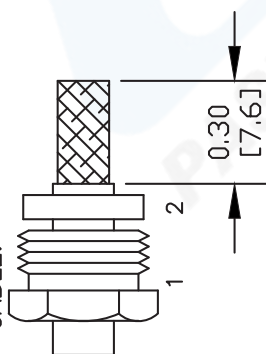
Click the following link (or enter part number in "SEARCH" on website) to obtain additional part information including price, inventory and certifications: [75 Ohm BNC Male Right Angle Connector Clamp/Solder Attachment For RG6 PE4605](http://www.pasternack.com/bnc-male-standard-rg6-connector-pe4605-p.aspx)

URL: <http://www.pasternack.com/bnc-male-standard-rg6-connector-pe4605-p.aspx>

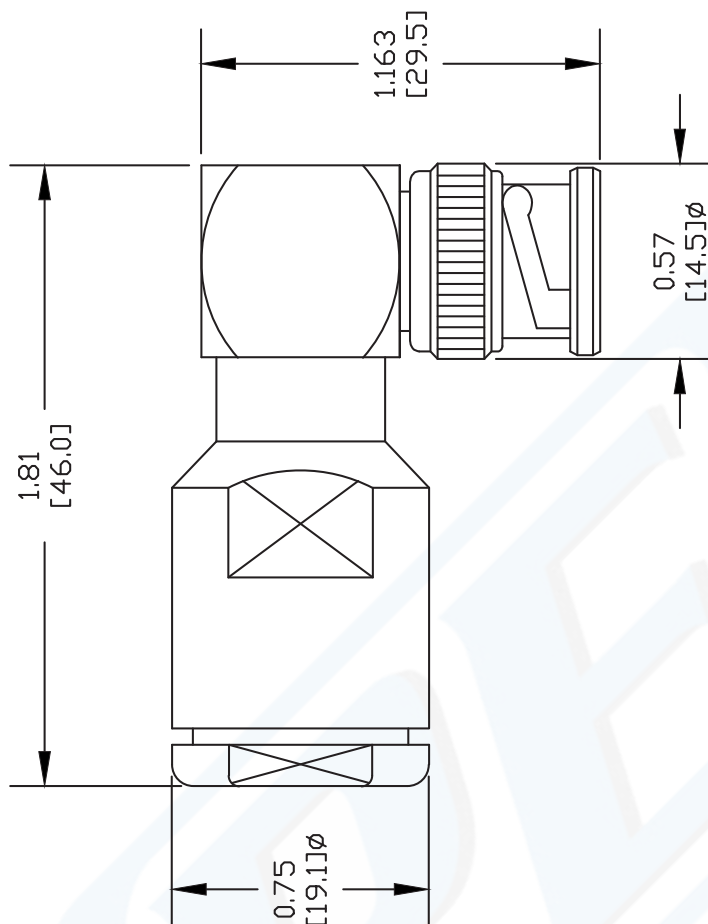
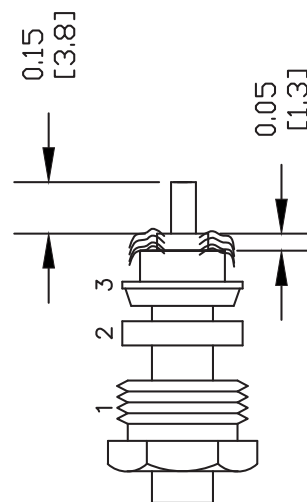
The information contained in this document is accurate to the best of our knowledge and representative of the part described herein. It may be necessary to make modifications to the part and/or the documentation of the part, in order to implement improvements. Pasternack reserves the right to make such changes as required. Unless otherwise stated, all specifications are nominal.

ASSEMBLY PROCEDURES

1. SLIDE CLAMP NUT (1) & GASKET (2) OVER CABLE. STRIP CABLE AS SHOWN. DO NOT NICK BRAID WHILE CUTTING JACKET. TAPER END OF BRAID TO PERMIT ASSEMBLY OF BRAID CLAMP (3) SLIDE BRAID CLAMP(3) OVER BRAID & SEAT AGAINST CABLE.



2. FORM BRAID OVER CLAMP NUT (3). TRIM BRAID BACK TO SHOULDER. CUT DIELECTRIC TO DIMENSION SHOWN. DO NOT NICK CENTER CONDUCTOR. SOLDER CONTACT TO CENTER CONDUCTOR. REMOVE EXCESS SOLDER. DO NOT OVER HEAT DIELECTRIC. INSERT CABLE ASSEMBLY INTO BODY & TIGHTEN.



DWG TITLE

PE4605

NOTES:

1. UNLESS OTHERWISE SPECIFIED ALL DIMENSIONS ARE NOMINAL.
2. ALL SPECIFICATIONS ARE SUBJECT TO CHANGE WITHOUT NOTICE AT ANY TIME.
3. DIMENSIONS ARE IN INCHES [mm].
4. FITS MIL-C-17 AND EQUIVALENT CABLES.

FSCM NO. 53919

CAD FILE 052402

SCALE N/A

SIZE A

XXX

PE PASTERNAK®

Pasternack Enterprises, Inc.
P.O. Box 16759 | Irvine | CA | 92623
Phone: (949) 261-1920 | Fax: (949) 261-7451
Website: www.pasternack.com | E-Mail: sales@pasternack.com