

KEY FEATURES

- Open Frame Switching Power Supply
- Universal Input: 90-264 VAC
- Single Output
- <0.3W No Load Input Power
- 5 VDC to 48 VDC Output
- 3Ultra Compact Size: 3.0 x 2.0 x 1.24 Inches
- 3-Year Product Warranty



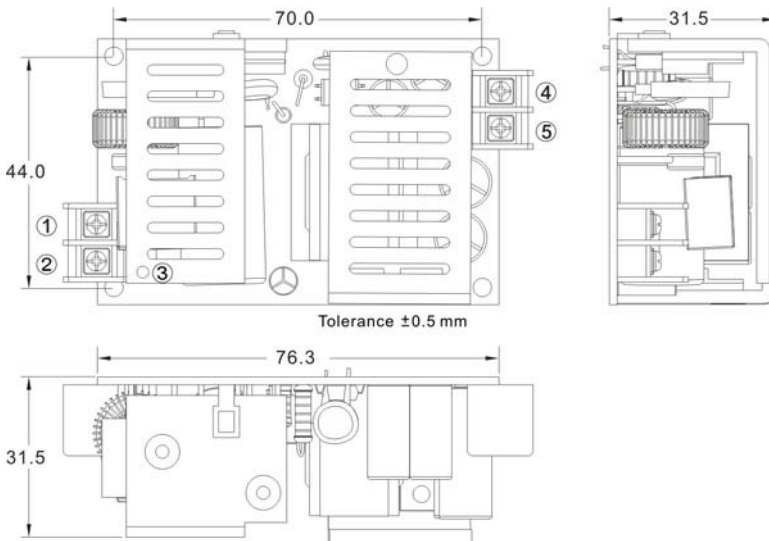
ELECTRICAL SPECIFICATIONS

All specifications valid at normal input voltage, full load and +25°C after warm-up time unless otherwise stated.

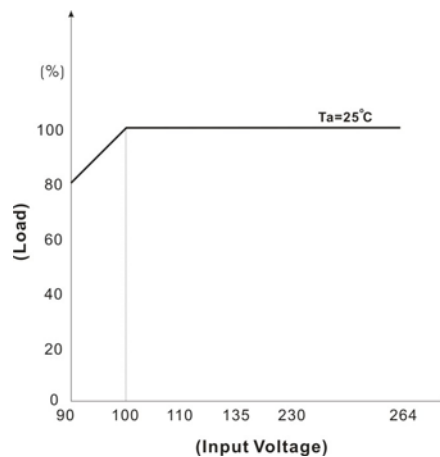
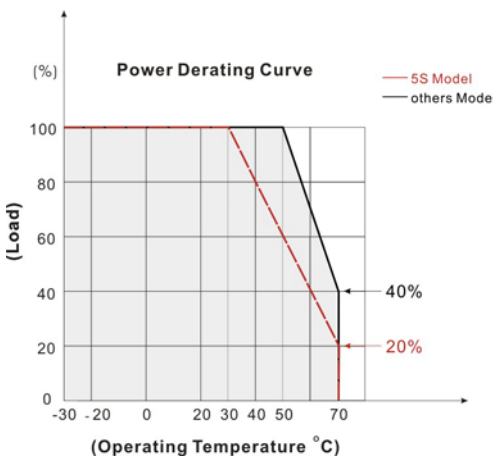
Model No.	SZA600-5S	SZA600-12S	SZA600-15S	SZA600-24S	SZA600-48S
Max Output Wattage (W)	50W	60W			
Input	Voltage				
	90-264 VAC or 120-370 VDC				
	Frequency (Hz)				
	47-63 Hz				
	Current (Full load)				
	2 A max. (115 VAC) / 1 A max. (230 VAC)				
Inrush Current (Cold Start)					
35 A max. (115 VAC) / 70 A max. (230 VAC)					
Leakage Current					
0.75 mA max.					
No Load Input Power (<230 VAC)					
<0.3W					
Output	Voltage (V.DC.)				
	5V	12V	15V	24V	48V
	Voltage Accuracy				
	±2%				
	Current (mA) max				
	10,000	5,000	4,000	2,500	1,250
	Line Regulation (LL-HL) (typ.)				
	±1%				
	Load Regulation (5-100%) (typ.)				
	±1%				
	Minimum Load				
	0%				
Maximum Capacitive Load (at 230 VAC)					
10,000 uF	5,000 uF	4,000 uF	2,000 uF	1,000 uF	
Ripple					
<0.2% Vout +40mV max (Vp-p)					
Noise					
<0.5% Vout +50mV max (Vp-p)					
Efficiency (at 230V)					
81%	87%	87%	88%	88%	
Trim					
±5%					
Hold-up Time (>115 VAC)					
10 ms min.					
Protection	Over Power Protection				
	Auto recovery				
	Over Voltage Protection				
Zener diode clamp					
Short Circuit Protection					
Auto recovery					
Isolation	Input-Output (Note.3)				
	3000VAC or 4242VDC				
	Input-FG (V.AC)				
1500V					
Output-FG (V.AC)					
500V					
Environment	Operating Temperature				
	-30°C...+70°C (with derating)				
	Storage Temperature				
	-50°C...+85°C				
	Temperature coefficient				
	±0.02%/°C				
Humidity					
95% RH					
MTBF					
>130,000 h @ 25°C (MIL-HDBK-217F)					
Vibration					
10~500Hz, 2G 10min./1cycle, 60min. each along X, Y, Z axes.					
Physical	Dimension (L x W x H)				
	3.0 x 2.0 x 1.24 Inches (76.3 x 50.6 x 31.5 mm) Tolerance ±0.5 mm				
	Weight				
150 g					
Cooling Method					
Free air convection					
Safety	Agency Approvals				
CE, UL60950					
EMC	EMI (Conducted & Radiated Emission)				
	EN 55022 Class B				
EMS (Noise Immunity)					
EN 55024					

NOTE

1. Ripple & Noise are measured at 20MHz of bandwidth with 0.1uF & 47uF parallel capacitor.
2. It's necessary 10R / 15φ thermistor at L input side in series connection.
3. Strongly recommend to conduct this test with DC Voltage. If customer wishes to test with AC Voltage, please disconnect all Y-Capacitors within Arch power supply.

MECHANICAL DIMENSION (Top View)


PIN#	Single
1	AC IN (N)
2	AC IN (L)
3	FG
4	+DC OUT
5	-DC OUT

DERATING

BLOCK DIAGRAM

Single Output

