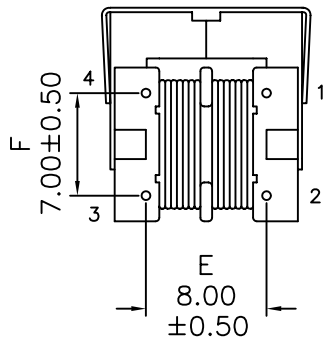
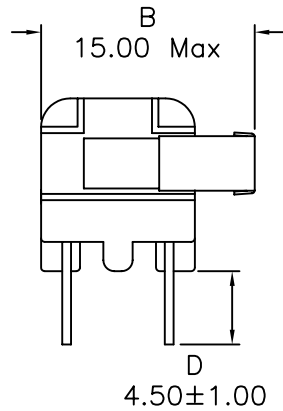
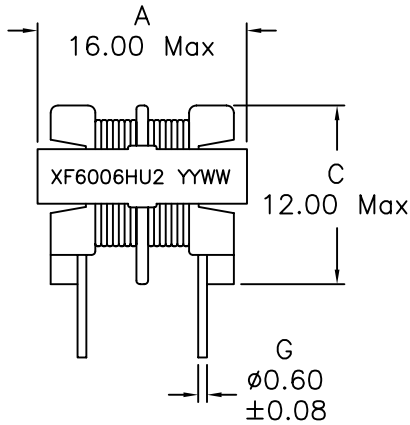
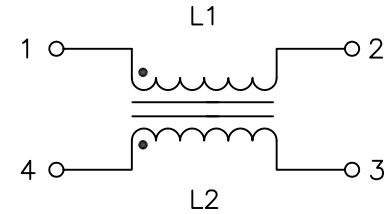


1. Mechanical Dimensions:



Bottom view

2. Schematic:



3. Electrical Specifications: @25°C

Inductance: 600uH Min @1KHz 1.0V, Each Wdg

Inductance Diff.: 25uH Max L1-L2

Impedance: 36Kohms Max @1300KHz

Q: Pins 1-2 10 Min @10KHz 0.1V

Frequency Range: 1200-1400KHz @75% of Impedance Max

DCR: 0.200 Ohms Max, Each Wdg

Rated Current: 1.00Aac

Rated Voltage: 250Vac

Hipot: 3750Vrms Wdg to Wdg

Notes:

1. Solderability: Leads shall meet MIL-STD-202G, Method 208H for solderability.
2. Flammability: UL94V-0
3. ASTM oxygen index: > 28%
4. Insulation System: Class F 155°C. UL file E151556
5. Operating Temperature Range: All listed parameters are to be within tolerance from -40°C to +85°C
6. Storage Temperature Range: -55°C to +125°C
7. Aqueous wash compatible
8. Electrical and mechanical specifications 100% tested
9. RoHS Compliant Component

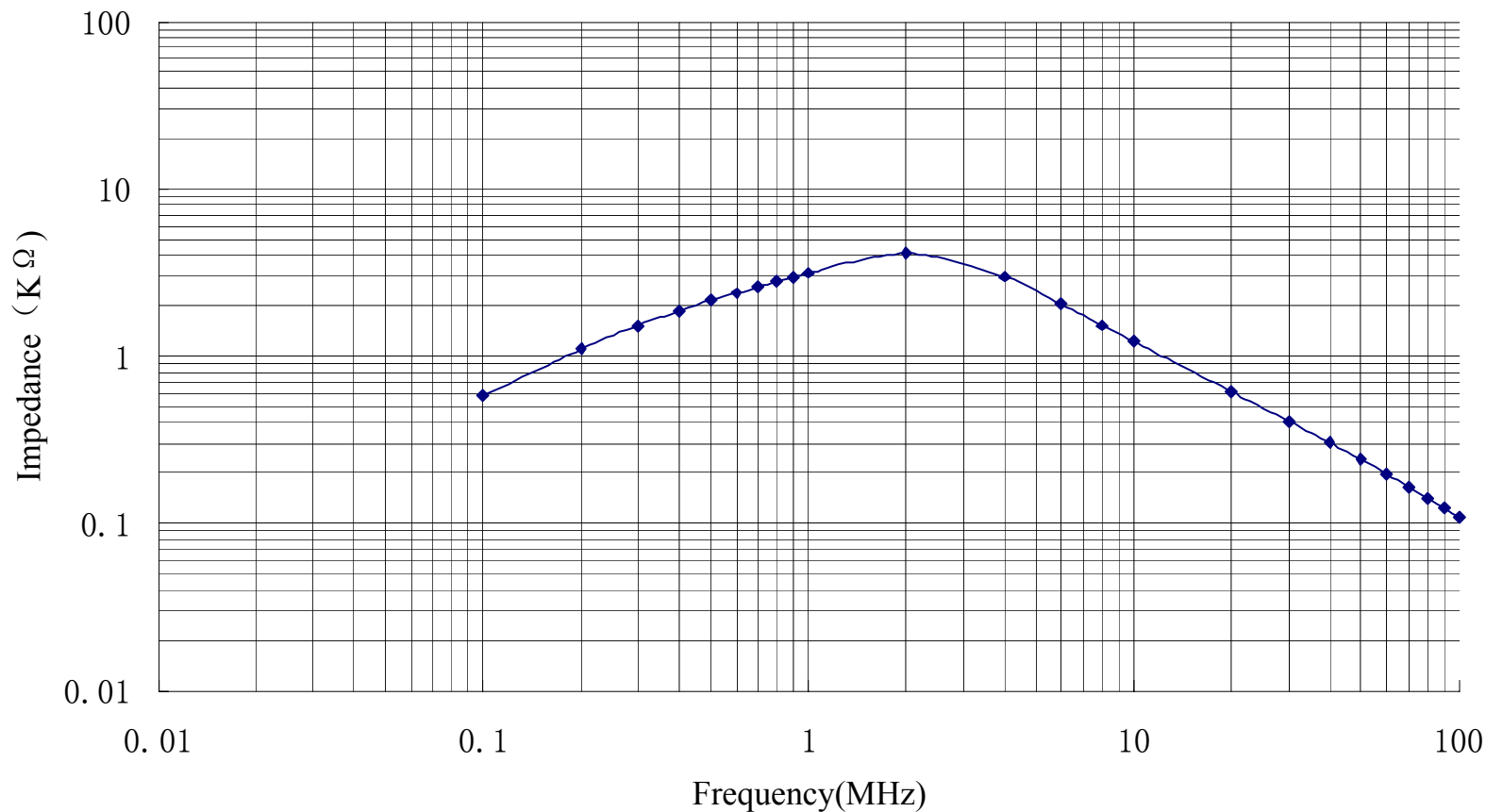
DOC. REV: A/2

XFMRs Inc. www.XFMRS.com	Title: COMMON MODE CHOKE		
	UNLESS OTHERWISE SPECIFIED TOLERANCES: .xx ±0.30 Dimensions in MM	P/N: XF6006H-00U2	REV. A
	DWN.	Feng	Jul-20-11
	CHK.	YK Liao	Jul-20-11
SHEET 1 OF 2	APP.	BW	Jul-20-11

PROPRIETARY

Document is the property of XFMRs Group & is not allowed to be duplicated without authorization.

P/N: XF6006H-00U2



DOC. REV: A/2

XFMRs Inc. www.XFMRS.com	Title: COMMON MODE CHOKE		
	UNLESS OTHERWISE SPECIFIED TOLERANCES: .xx ±0.30 Dimensions in MM	P/N: XF6006H-00U2	REV. A
	DWN.	Feng	Jul-20-11
	CHK.	YK Liao	Jul-20-11
SHEET 2 OF 2	APP.	BW	Jul-20-11

PROPRIETARY

Document is the property of XFMRs Group & is not allowed to be duplicated without authorization.