

ISSUE 4; April 2016

Description

- Low phase noise crystal oscillator
Ceramic package with a seam sealed metal lid, hermetically sealed
For standard 2.5 x 2 package oscillators please see our CFPS-53, CFPS-54, CFPS-55 and CFPS-56 series

Frequency Parameters

- Frequency 26.0MHz to 44.0MHz
- Frequency Stability $\pm 30.00\text{ppm}$ to $\pm 100.00\text{ppm}$
- Ageing $\pm 5\text{ppm}$ max per year

Electrical Parameters

- Supply Voltage 1.8V $\pm 5\%$

Operating Temperature Ranges

- 20 to 70°C
- 40 to 85°C

Output Details

- Output Compatibility CMOS
- Drive Capability 15pF max
- Logic '1' (>80%VS) to pad 1 enables oscillator output
Logic '0' (<20% VS) to pad 1 disables oscillator output; when disabled the oscillator output goes to the high impedance state
No connection to pad 1 enables oscillator output

Noise Parameters

- Phase Noise typical figures (dBc/Hz):

Frequency	10Hz	100Hz	1kHz	10kHz	100kHz
27MHz	-75	-111	-146	-155	-157
40MHz	-80	-116	-145	-157	-159

Environmental Parameters

- Drop: 100cm drop (3 times) onto hard wooden board
- Vibration: 10Hz-36Hz, 1.5mm amplitude, 36Hz-55Hz, 4G sweep time 1min/oct, 2hrs in 3 mutually perpendicular planes
- Storage Temperature Range: -55 to 100°C

Ordering Information

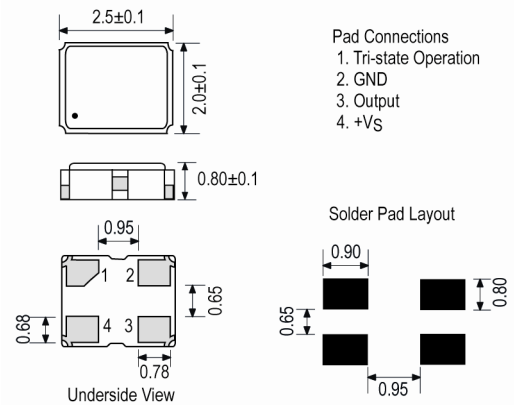
- Frequency*
- Model*
- Output
- Frequency Stability*
- Operating Temperature Range*
- Supply Voltage
- Example
30.0MHz CFPS-112
CMOS $\pm 50\text{ppm}$ -20 to 70C 1.8V

Compliance

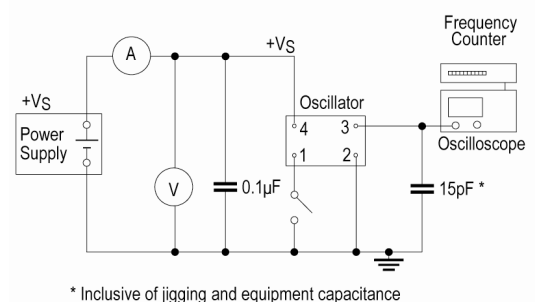
- RoHS Status (2011/65/EU) Compliant
- REACH Status Compliant
- MSL Rating (JDEC-STD-033): Not Applicable



Outline (mm)



Test Circuit



Sales Office Contact Details:

UK: +44 (0)1460 270200

Germany: 0800 1808 443

France: 0800 901 383

USA: +1.760.318.2824

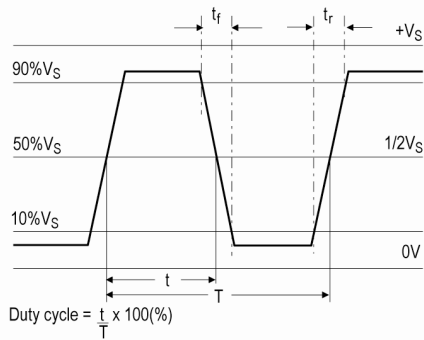
Email: info@iqdfrequencyproducts.com

Web: www.iqdfrequencyproducts.com

Packaging Details

- Pack Style: Cutt In tape, cut from a reel
Pack Size: 1
- Pack Style: Reel Tape & reel in accordance with EIA-481-D
Pack Size: 1,000

Wave Form



Electrical Specification - maximum limiting values 1.8V ±5%

Frequency Min	Frequency Max	Temperature Range	Stability (Min)	Current Draw	Rise and Fall Time	Duty Cycle
		°C	ppm	mA	ns	%
26.0MHz	44.0MHz	-20 to 70	±30.0	3	10	45/55%
		-40 to 85	±30.0	3	10	45/55%

This document was correct at the time of printing; please contact your local sales office for the latest version.
[Click to view latest version on our website.](#)

Sales Office Contact Details:

UK: +44 (0)1460 270200
Germany: 0800 1808 443

France: 0800 901 383
USA: +1.760.318.2824

Email: info@iqdfrequencyproducts.com
Web: www.iqdfrequencyproducts.com