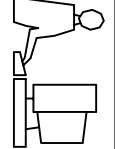
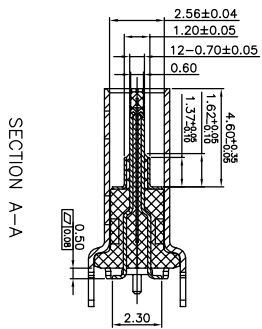
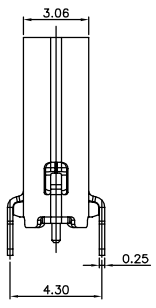
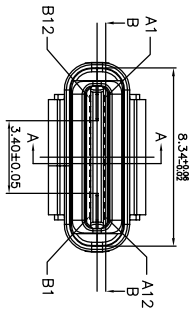
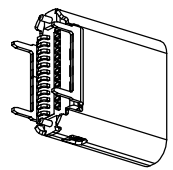
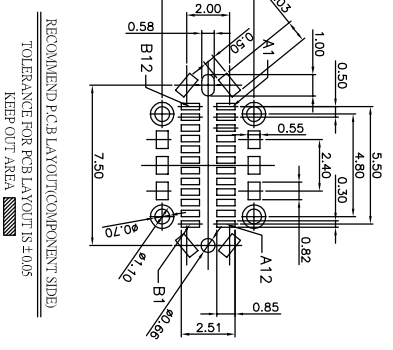
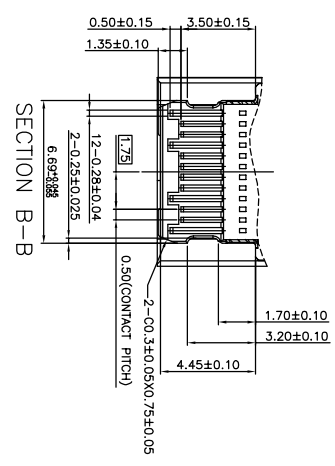
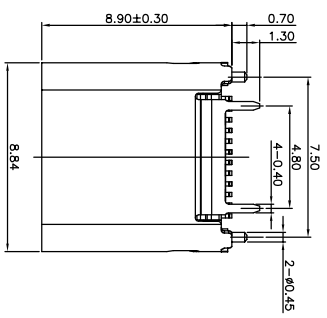


TOLERANCES UNLESS OTHERWISE SPECIFIED
 UNIT (MM)
 X.X ±0.30
 X.XXX ±0.20
 X.XXXX ±0.10

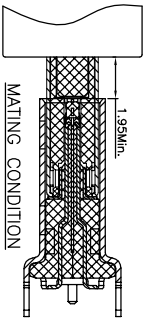
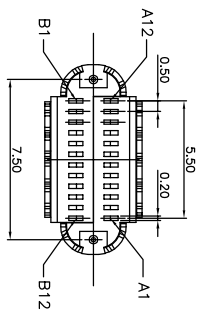
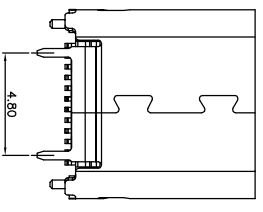
THIS IS A C.A.D. GENERATED DRAWING
 DO NOT MAKE MANUAL REVISIONS TO MASTER.



ISSUE NUMBER	①
ORIGINAL	
DRAWING REDRAWN	
SHEET # 2 ADDED	
N.SONDH JAN. 05/16	
DRAWING UPDATED	
J.TAN NOV. 16/16	
	③



SECTION A-A



Pin	Signal Name	Mating Sequence	Pin	Signal Name	Mating Sequence
A1	GND	First	B12	GND	First
A2	SSTYP1	Second	B11	SSRXP1	Second
A3	SSTYP1	Second	B10	SSRXP1	Second
A4	Vas	First	B9	Vas	First
A5	CCI	Second	B8	SHI2	Second
A6	Dp1	Second	B7	Dp2	Second
A7	Dn1	Second	B6	Dp2	Second
A8	SHI1	Second	B5	CC2	Second
A9	Vas	First	B4	Vas	First
A10	SSRXP2	Second	B3	SSTYP2	Second
A11	SSRXP2	Second	B2	SSTYP2	Second
A12	GND	First	B1	GND	First
SHELL			SHELL		
			GND		

- MATERIAL:**
 - INSULATOR: HIGH TEMPERATURE PLASTIC UL 94 V-0-Black Color
 - CONTACT: COPPER ALLOY(T=0.15mm)
 - SHELL: STAINLESS STEEL(T=0.20mm)
- ELECTRICAL CHARACTERISTICS:**
 - CONTACT RESISTANCE: 40mΩ Max FOR INITIAL, 10mΩ CHANGE AFTER TEST. MEASURE AT 20mV, 100mA.
 - CONTACT CURRENT RATING: 5A FOR VBUS PIN; 1.25A FOR VCONN PIN.
 - DIELECTRIC WITHSTANDING VOLTAGE: 100V AC R.M.S.
 - INSULATION RESISTANCE 100MΩ Min
 - OPERATING TEMPERATURE: -40C ~ 85C
- MECHANICAL CHARACTERISTICS:**
 - MINIMUM FORCE: 20-22N
 - MINIMUM FORCE: 50-60N
 - DURABILITY: 10,000 CYCLES
- PLATING**
 - TERMINAL CONTACT: GOLD FLASH PLATING IN CONTACT AREA AND 90µ"Min Matte Tin ON SOLDER AREA ALL OVER 50µ" Min NICKEL UNDERPLATE.
 - SHELL: 50µ" Min. NICKEL ALL OVER.

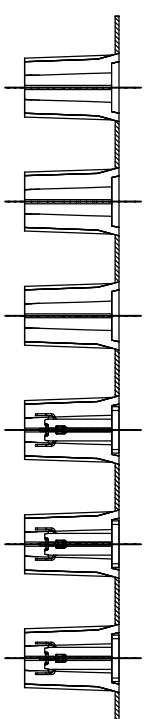
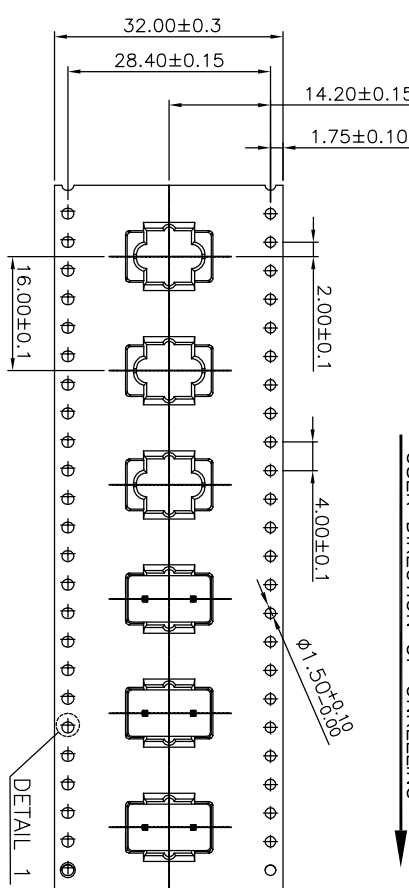
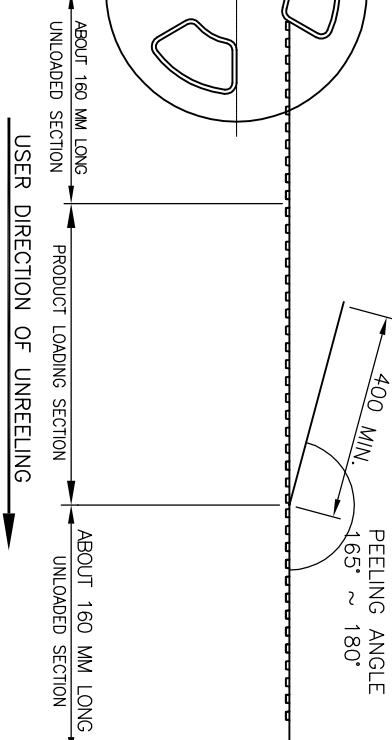
USB C TYPE FEMALE SMT VERTICAL CONNECTOR

EDAC INC
 TORONTO, ONTARIO
 CANADA
 YOUR CONNECTION TO QUALITY & SERVICE

DRAWN: N.SONDH	DATE: JAN. 05/16
CHECKED:	DATE:
PART NUMBER	SH 1 OF 2
DRAWING NUMBER	690-024-294-031
ISSUE	3



THIS SERIES FULLY CONFORMS TO THE
 EUROPEAN UNION DIRECTIVES 2011/65/EU
 RoHS COMPLIANCY.



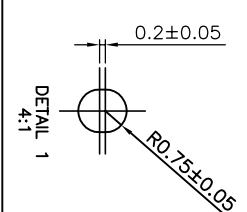
NOTE:

1. MATERIAL:
 BOX: FIBREBOARD, CORRUGATED, DOUBLE WALL.
 TAPE: POLYSTYRENES, HEAT-RESISTANT TEMPERATURE: 120°C, BLACK COLOR.
 REEL: POLYSTYRENES, HEAT-RESISTANT TEMPERATURE: 70°C, BLUE COLOR.
 BAG: POLYETHYLENE, HEAT-RESISTANT TEMPERATURE: 100°C.

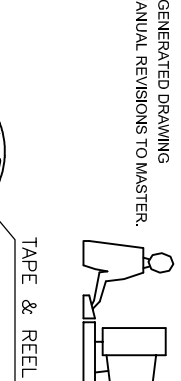
2. PEELING STRENGTH: 0.1 ~ 1.3 N (10 ~ 130 GRAMS)

3. PEELING SPEED: 300 mm/min.

4. EACH BAG SHALL BE INCLUDED DESICCANT.



THIS IS A C.A.D. GENERATED DRAWING
 DO NOT MAKE MANUAL REVISIONS TO MASTER.



ISSUE NUMBER	ORIGINAL	①
DRAWING REDRAWN	SHEET # 2 ADDED	②
N.SONDH	JAN. 05/16	③
DRAWING UPDATED	J.TAN	NOV. 16/16

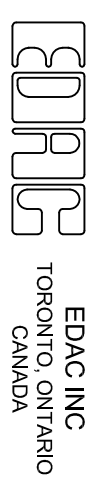
USB C TYPE FEMALE SMT VERTICAL CONNECTOR

DRAWN: N.SONDH	DATE: JAN. 05/16
CHECKED:	DATE:
PART NUMBER	SH 2 OF 2
690-024-294-031	

PCS/ REEL	8	3200 PCS	-- KG	-- KG
REELS/ CARTON		QUANTITY	GROSS WEIGHT	NET WEIGHT



THIS SERIES FULLY CONFORMS TO THE
 EUROPEAN UNION DIRECTIVES 2011/65/EU
 ROHS COMPLIANCY.



YOUR CONNECTION TO QUALITY & SERVICE

THESE DRAWINGS AND SPECIFICATIONS
 ARE THE PROPERTY OF EDAC INC. AND
 SHALL NOT BE REPRODUCED OR COPIED
 OR USED AS THE BASIS FOR THE
 MANUFACTURE OR SALE OF APPARATUS
 WITHOUT WRITTEN PERMISSION.

DRAWING NUMBER	ISSUE
690-024-294-031	3