


Flyback Transformer

For ON Semiconductor
NCP1027



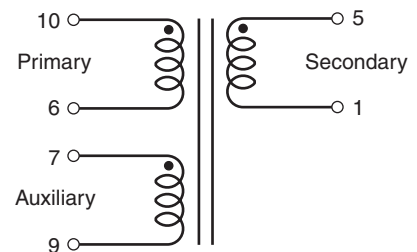
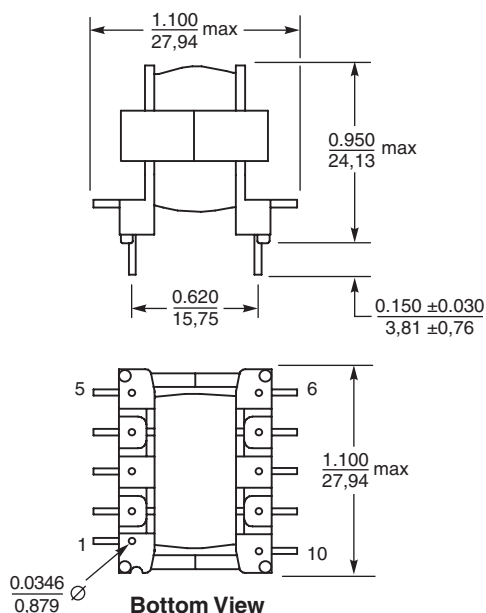
The DA2077-AL flyback transformer has been specifically developed for use with ON Semiconductor's NCP1027 Standby Power Supply for ATX Applications and is specified in Application Note AND8241/D.

This transformer is designed for universal input, 85 – 265 Vac. It operates in continuous conduction mode within an input voltage range of 120 Vdc to 375 Vdc and at a 65 kHz switching frequency. Primary to secondary isolation is 2000 Vrms tested for one minute.

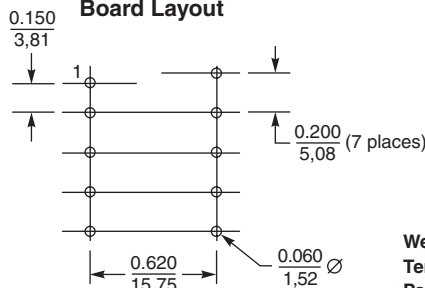
Coilcraft can also custom engineer a transformer to meet your specific requirements. For free evaluation samples, contact Coilcraft or visit www.coilcraft.com.

Part number	Inductance at 0 A ¹ ±10% (mH)	DCR max (Ohms)			Leakage inductance ² max (µH)	Turns ratio		Output
		pri	sec	aux		pri : sec	pri : aux	
DA2077-AL	3.4	2.53	0.042	0.574	114	1:0.06	1:0.15	5V, 2A (sec) 12.5 V, 10 mA (aux)

1. Inductance is for the primary, measured at 10 kHz, 0.1 Vrms, 0 Adc
2. Leakage inductance tested at 100 kHz, 0.1 Vrms
3. Operating temperature range -40°C to +85°C.
4. Electrical specifications at 25°C.



Recommended Board Layout



Weight: 16.5 g
Terminations: Matte tin over copper
Packaged: 49 parts per tray



US +1-847-639-6400 sales@coilcraft.com
UK +44-1236-730595 sales@coilcraft-europe.com
Taiwan +886-2-2264 3646 sales@coilcraft.com.tw
China +86-21-6218 8074 sales@coilcraft.com.cn
Singapore + 65-6484 8412 sales@coilcraft.com.sg

Document 518 Revised 12/02/08

© Coilcraft Inc. 2013

This product may not be used in medical or high risk applications without prior Coilcraft approval. Specification subject to change without notice. Please check web site for latest information.