

HF9313

HALF-SIZE CRYSTAL CAN HIGH TEMPERATURE HERMETICALLY SEALED ELECTRO MAGNETIC RELAY



Features

- Ambient temperature can be 180°C
- High ambient applicability
- Hermetically welded and marked by laser

AMBIENT ADAPTABILITY

Ambient temperature	-65 °C ~ 180 °C	
Humidity	98 %, 40 °C	
Low air pressure	4.39 kPa	
Sine vibration	Frequency	10 Hz ~ 3000 Hz
	Acceleration	294 m/s ²
Shock resistance	980 m/s ²	
Random vibration	40 (m/s ²)/Hz	
Steady-state acceleration	490 m/s ²	

CONTACT DATA

Arrangement	2 C	
Contact resistance	Initial max.	50 mΩ
	After life max.	250 mΩ

Contact ratings

Contact load	Type	Electrical life min.
2 A 28 Vd.c.	Resistive	5 x 10 ⁴ OPS
1 A 28 Vd.c.	Resistive	1 x 10 ⁵ OPS
50 μA 50 mVd.c.	Low level	1 x 10 ⁵ OPS

SPECIFICATION

Insulation resistance min.	10000 MΩ (@ 500 Vd.c.)	
Dielectric strength min. (Normal condition)	Between open contacts	500 Vr.m.s.
	Between contact & coil	1000 Vr.m.s.
	Between contact & cover	1000 Vr.m.s.
	Between contact group	1000 Vr.m.s.
	Between coil & cover	500 Vr.m.s.
Dielectric strength min. (Low air pressure condition)	350 Vr.m.s.	
Leakage rate max.	1 x 10 ⁻³ Pa·cm ³ /s	
Operate time max.	4 ms	
Release time max.	4 ms	
Mounting style	See the mounting dimension	
Terminals	See the terminal styles	
Work position	Random	
Weight max.	13 g	

COIL DATA

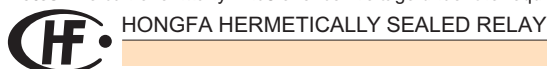
Normal coil power	Approx.0.9W
-------------------	-------------

Coil Version

Vd.c.

Order Number	Coil voltage		at 25 °C				-65°C to 125°C		
	Nominal voltage	Value max.	Coil resistance (1±10%) Ω	Pick-up voltage max.	Hold voltage max.	Drop-out voltage min.	Pick-up voltage max.	Hold voltage max.	Drop-out voltage min.
005	5	6.0	27	2.7	1.65	0.29	4.3	2.4	0.21
006	6	7.5	40	3.2	2.00	0.35	5.1	2.9	0.25
012	12	15.0	160	6.4	4.00	0.70	10.2	5.8	0.50
027	27	32.0	700	13.5	8.00	1.50	23.0	14.0	1.00

Notes: We can offer many kinds of of coil voltage under the requirement of users.



HONGFA HERMETICALLY SEALED RELAY

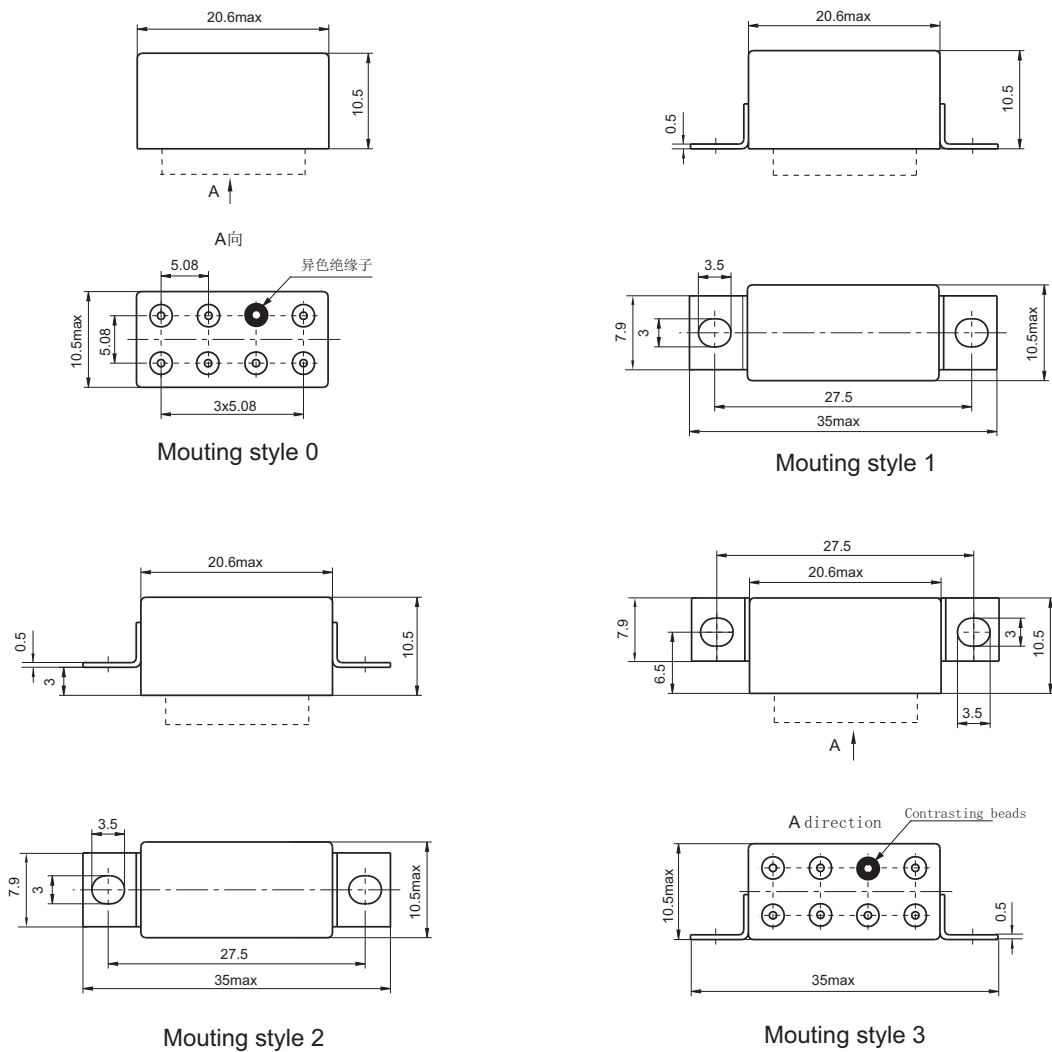
ORDERING INFORMATION

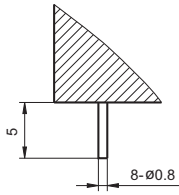
Type	HF9313	-012	-0	1
Order Number	005、006、012、027			
Mounting Style	0、1、2、3 (See the mounting dimension)			
Terminals Style	1、4 (See " Terminal styles " below)			

OUTLINE DIMENSIONS AND WIRING DIAGRAM

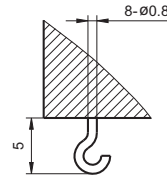
Unit:mm

Outline Dimension

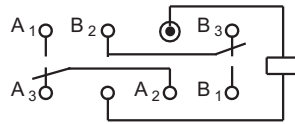




Terminal style 1
(Solder pin)



Terminal style 4
(Solder hook)



Wiring Diagram
(Bottom View)

Disclaimer

This datasheet is for the customers' reference. All the specifications are subject to change without notice.

© Xiamen Hongfa Hermetically Sealed Relays Co., Ltd. All rights of Hongfa are reserved.