



PRELIMINARY

SSR2045CTG

SOLID STATE DEVICES, INC

14849 Firestone Boulevard · La Mirada, CA 90638  
Phone: (714) 670-SSDI (7734) · Fax: (714) 522-7424

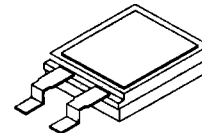
### Designer's Data Sheet

**20 AMP  
45 VOLTS  
POSITIVE CENTERTAP  
SCHOTTKY  
RECTIFIER**

**FEATURES:**

- Low Reverse Leakage
- Low Forward Voltage Drop
- Guard Ring for Overvoltage protection
- Hermetically Sealed Surface Mount Package
- Eutectic Die Attach
- 175°C Operating Temperature
- Custom Lead Forming Available
  
- TX, TXV and Space Level Screening Available

CERPACK



### MAXIMUM RATINGS

RATING	SYMBOL	VALUE	UNIT
Peak Repetitive Reverse and DC Blocking Voltage	VRRM	45	Volts
	VRWM		
	VR		
Average Rectified Forward Current (Resistive Load, 60Hz, Sine Wave, TA=25°C)	Io	20	Amps
Peak Surge Current (8.3 ms Pulse, Half Sine Wave Superimposed on Io, allow junction to reach equilibrium between pulses, TA=25°C)	IFSM	300	Amps
Operating and storage temperature	Top & Tstg	-65 to +175	°C
Maximum Thermal Resistance Junction to Case	RθJC	0.7	°C/W

NOTE: All specifications are subject to change without notification.  
SCD's for these devices should be reviewed by SSDI prior to release.

**DATA SHEET#: RS0145 A**

**MED**

# SSR2045CTG

PRELIMINARY



SOLID STATE DEVICES, INC

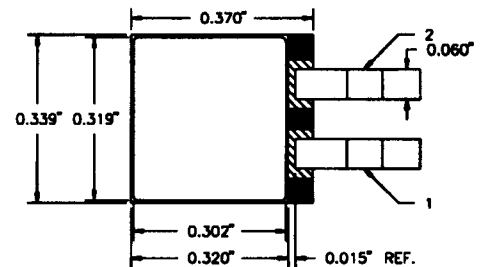
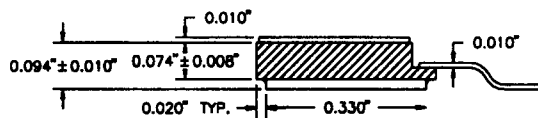
14849 Firestone Boulevard · La Mirada, CA 90638  
 Phone: (714) 670-SSDI (7734) · Fax: (714) 522-7424

## ELECTRICAL CHARACTERISTICS (Per Leg)

CHARACTERISTICS	SYMBOL	MAXIMUM	UNIT
<b>Instantaneous Forward Voltage Drop</b> ( $I_F = 5 \text{ Adc}$ , $T_A = 25^\circ\text{C}$ , 300 $\mu\text{s}$ Pulse) ( $I_F = 10 \text{ Adc}$ , $T_A = 25^\circ\text{C}$ , 300 $\mu\text{s}$ Pulse)	<b>VF1</b>	0.52 0.63	Vdc
<b>Instantaneous Forward Voltage Drop</b> ( $I_F = 5 \text{ Adc}$ , $T_A = -55^\circ\text{C}$ , 300 $\mu\text{s}$ Pulse)	<b>VF2</b>	0.58	Vdc
<b>Reverse Leakage Current</b> (Rated $V_R$ , $T_A = 25^\circ\text{C}$ , 300 $\mu\text{s}$ pulse minimum)	<b>IR1</b>	100	$\mu\text{A}$
<b>Reverse Leakage Current</b> (Rated $V_R$ , $T_A = 100^\circ\text{C}$ , 300 $\mu\text{s}$ pulse minimum)	<b>IR2</b>	10	mA
<b>Junction Capacitance</b> ( $V_R = 10 \text{ Vdc}$ , $T_A = 25^\circ\text{C}$ , $f = 1 \text{ MHz}$ )	<b>CJ</b>	400	pf

## CASE OUTLINE: CERPACK PIN OUT:

**BOTTOM: CATHODE**  
**PIN 1: ANODE 1**  
**PIN 2: ANODE 2**



## TYPICAL OPERATING CURVES ( $T_A = 25^\circ\text{C}$ Unless otherwise specified)

