



Features

- ◇ For IF SAW filter
- ◇ High attenuation
- ◇ Single-ended operation
- ◇ Dual In-line Package
- ◇ RoHS compliant (2002/95/EC), Pb-free

Specifications

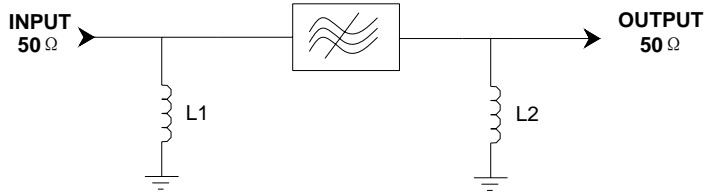
Parameter	Unit	Minimum	Typical	Maximum
Center Frequency	MHz	139.92	140	140.08
Insertion Loss	dB	-	29	29.5
1.5 dB Bandwidth	MHz	14.1	14.18	-
3 dB Bandwidth	MHz	14.2	14.34	-
40 dB Bandwidth	MHz	-	15.19	15.3
50 dB Bandwidth	MHz	-	15.26	17.5
Phase Linearity($f_0 \pm 7\text{MHz}$)	deg	-	8	-
Group Delay Variation($f_0 \pm 7\text{MHz}$)	nsec	-	50	80
Passband Variation	dB	-	0.7	1.5
Absolute Delay	usec	-	3.69	3.75
Ultimate Rejection	dB	50	52	-
Material Temperature coefficient	KHz/°C	-2.52		
Substrate Material	-	112LT		
Ambient Temperature	°C	25		
Operating Temperature Range	°C	-40	-	+85
Storage Temperature Range	°C	-45	-	+105
DC Voltage	V	0		
Input Power	dBm	-	-	10
ESD Class	-	1A		
Package Size	DIP2712 (27.0x12.8x4.7mm3)			

Notes:

1. All specifications are based on the test circuit shown;
2. In production, all specifications are measured by Agilent Network analyzer and full 2 port calibration at room temperature;
3. Electrical margin has been built into the design to account for the variations due to temperature drift and manufacturing tolerances;
4. This is the optimum impedance in order to achieve the performance show.

	SIPAT Co., Ltd. (CETC No.26 Research Institute) #14 Nanping Huayuan Road, Chongqing, China, 400060	Part Number	LBT14051	
		Rev. Date	2008-05-29	
		Ver.	3.0	Page 1/3

Matching Configuration

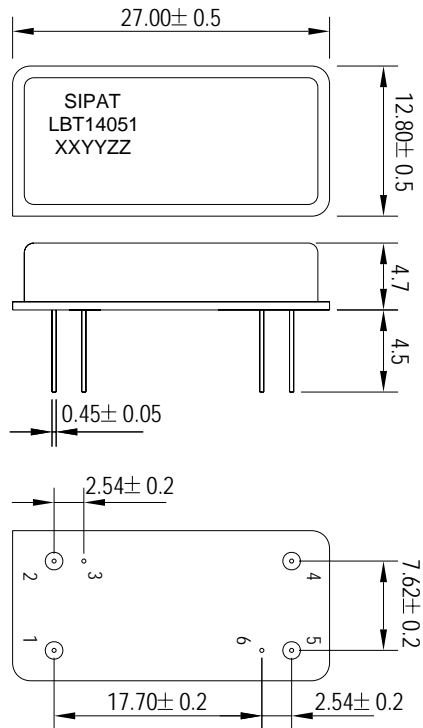


L1=L2=33nH

Source/Load Impedance=50 ohm

Notes - Component values may change depending on board layout.

Package Dimension



Pad Configuration:

Input 1
Output 5
Ground All Others

Marking Configuration:

- 1) SIPAT: Manufacturer Name
- 2) LBT14051: Part Number
- 3) XXYY: Date(Year/month)
- 4) ZZ: Identified Code

Package: DIP2712

Unit: mm

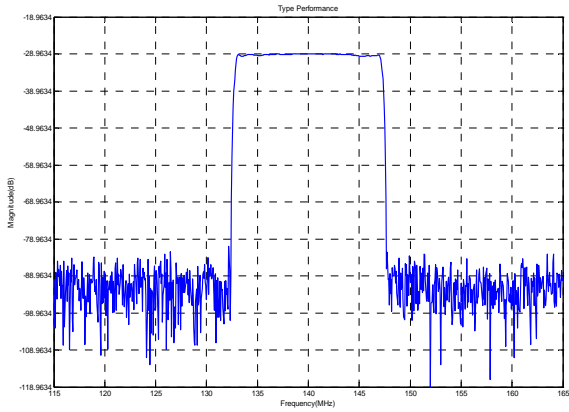


SIPAT Co., Ltd.
(CETC No.26 Research Institute)
#14 Nanping Huayuan Road,
Chongqing, China, 400060

Part Number	LBT14051	
Rev. Date	2008-05-29	
Ver.	3.0	Page 2/3

Typical Performance

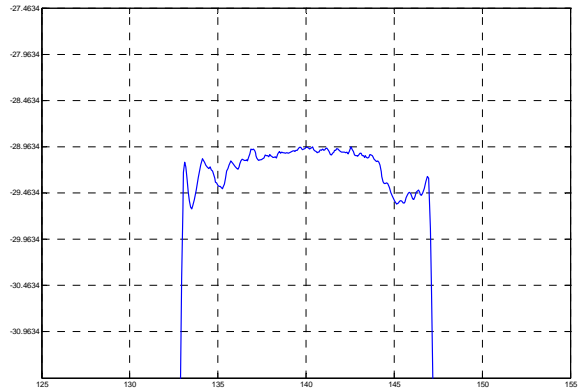
Frequency Respond



Horizontal: 5MHz/Div

Vertical: 10dB/Div

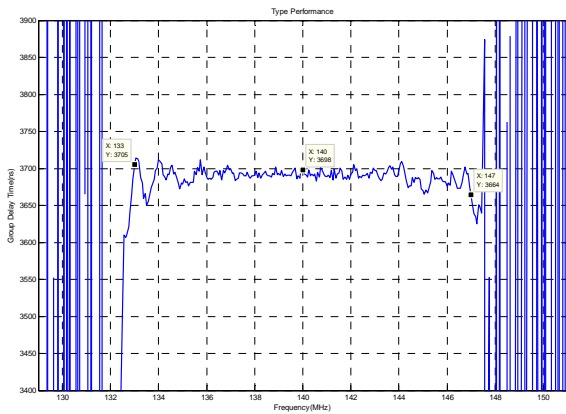
Passband Respond



Horizontal: 5MHz/Div

Vertical: 0.5dB/Div

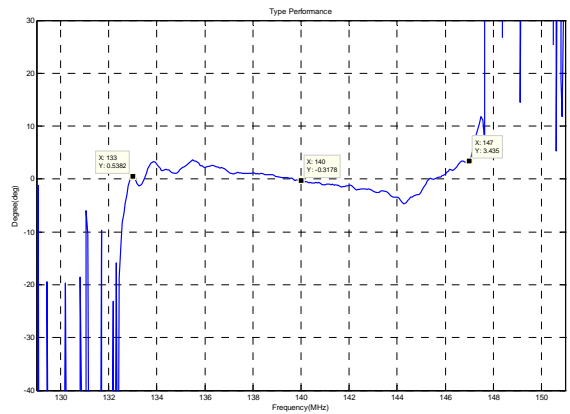
Group Delay Variation($f_0 \pm 7\text{MHz}$)



Horizontal: 2MHz/Div

Vertical: 50ns/Div

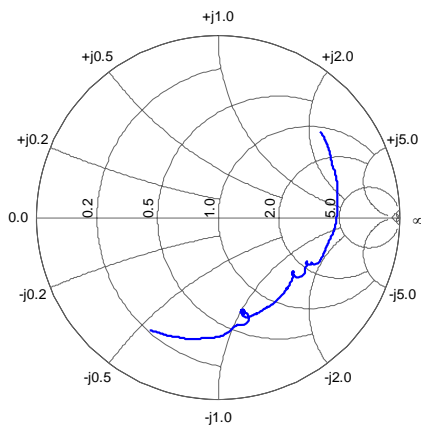
Phase Linearity($f_0 \pm 7\text{MHz}$)



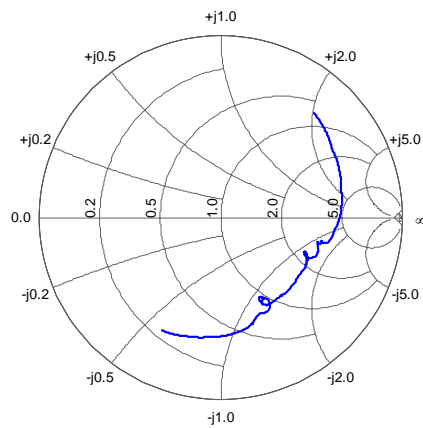
Horizontal: 2MHz/Div

Vertical: 10deg/Div

Smith Chart S11



Smith Chart S22



SIPAT Co., Ltd.
(CETC No.26 Research Institute)
#14 Nanping Huayuan Road,
Chongqing, China, 400060

Part Number

LBT14051

Rev. Date

2008-05-29

Ver.

3.0

Page 3/3