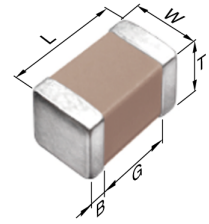


C1005X7R1H103K050BE



**TDK item description** C1005X7R1H103KT\*\*\*S

<b>Applications</b>	Commercial Grade Please refer to Part No. <a href="#">CGA2B3X7R1H103K050BE</a> for Automotive use.
<b>Feature</b>	Soft Termination
<b>Series</b>	C1005 [EIA 0402]
<b>Status</b>	Production



Dimensions in mm

Size	
Length(L)	1.00mm +0.15,-0.05mm
Width(W)	0.50mm +0.10,-0.05mm
Thickness(T)	0.50mm +0.10,-0.05mm
Terminal Width(B)	0.10mm Min.
Terminal Spacing(G)	0.30mm Min.
Recommended Land Pattern (PA)	0.30mm to 0.50mm
Recommended Land Pattern (PB)	0.35mm to 0.45mm
Recommended Land Pattern (PC)	0.40mm to 0.60mm

Electrical Characteristics	
Capacitance	10nF ±10%
Rated Voltage	50VDC
Temperature Characteristic	X7R(±15%)
Dissipation Factor (Max.)	5%
Insulation Resistance (Min.)	10000MΩ

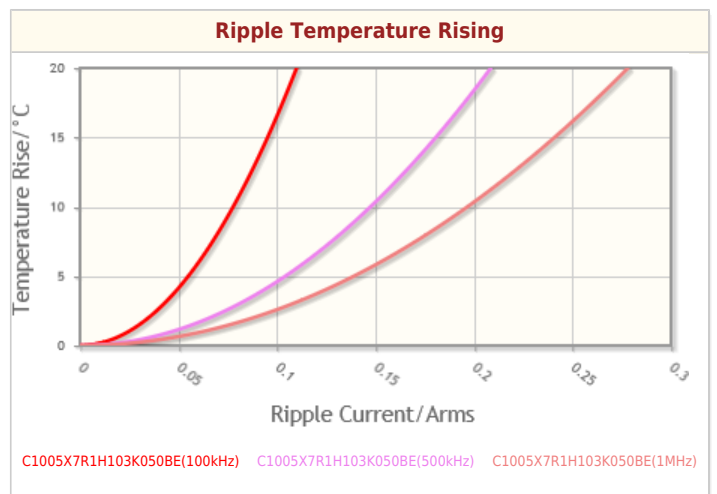
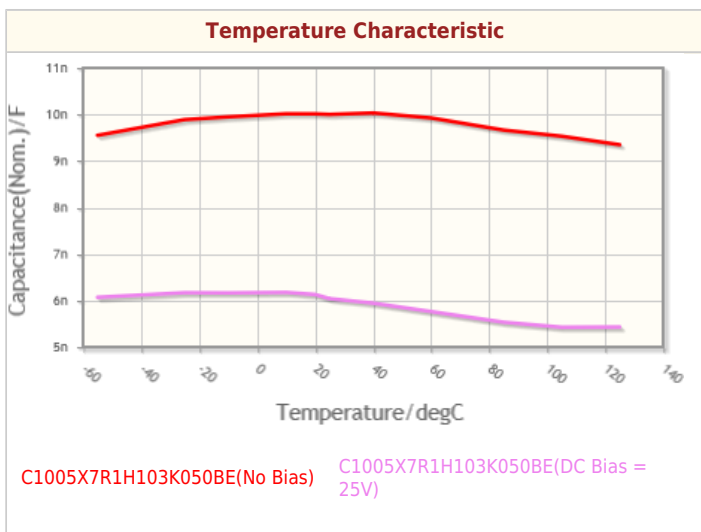
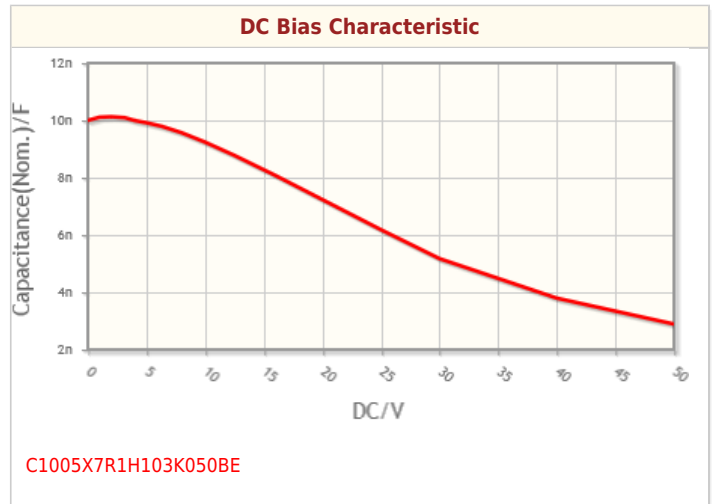
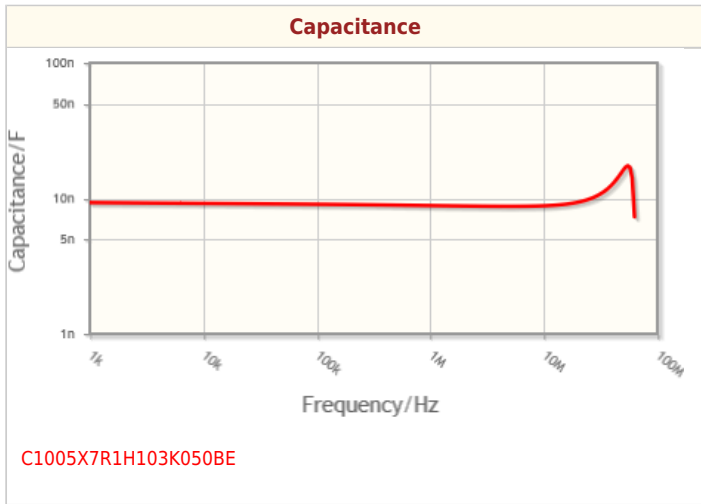
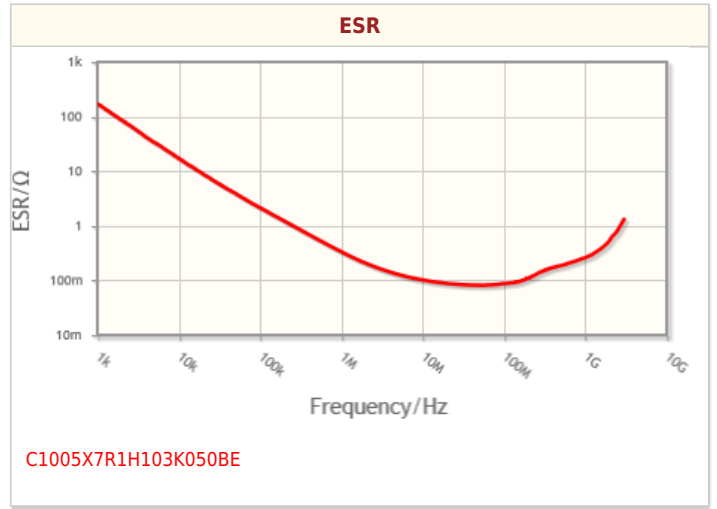
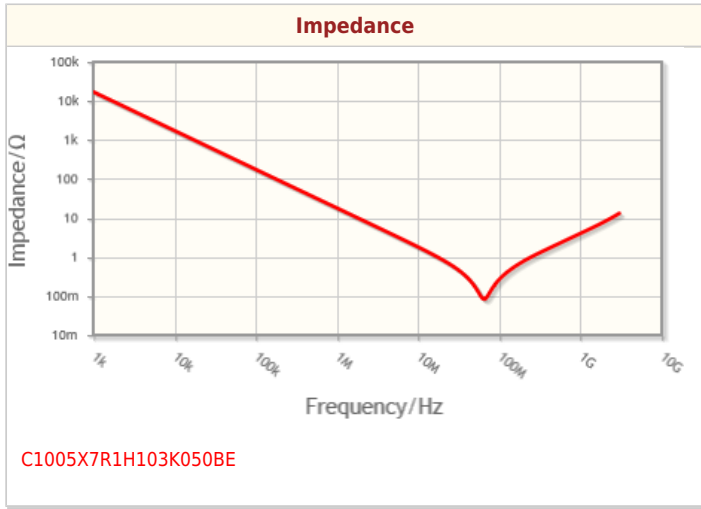
Other	
Soldering Method	Reflow
AEC-Q200	No
Packing	Punched (Paper)Taping [180mm Reel]
Package Quantity	10000pcs

! Images are for reference only and show exemplary products.  
! This PDF document was created based on the data listed on the TDK Corporation website.  
! All specifications are subject to change without notice.

C1005X7R1H103K050BE



Characteristic Graphs(This is reference data, and does not guarantee the products characteristics.)

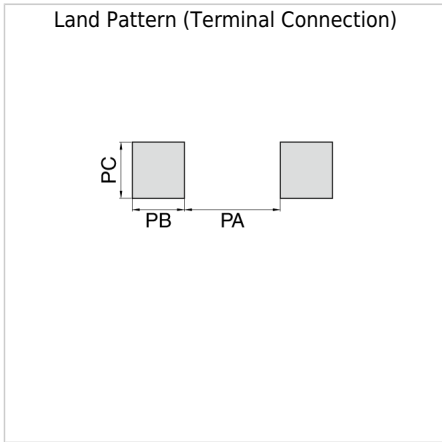


! Images are for reference only and show exemplary products.  
! This PDF document was created based on the data listed on the TDK Corporation website.  
! All specifications are subject to change without notice.

C1005X7R1H103K050BE



## Associated Images



! Images are for reference only and show exemplary products.  
! This PDF document was created based on the data listed on the TDK Corporation website.  
! All specifications are subject to change without notice.