

# KBL005G THRU KBL10G

## List

List..... 1

Package outline..... 2

Features..... 2

Mechanical data..... 2

Maximum ratings ..... 2

Rating and characteristic curves..... 3

Pinning information..... 4

Marking..... 4

Bulk packing..... 4

Suggested thermal profiles for soldering processes..... 5

High reliability test capabilities..... 6

# KBL005G THRU KBL10G

## 4.0A Glass Passivated Single-Phase Bridge Rectifiers-50-1000V

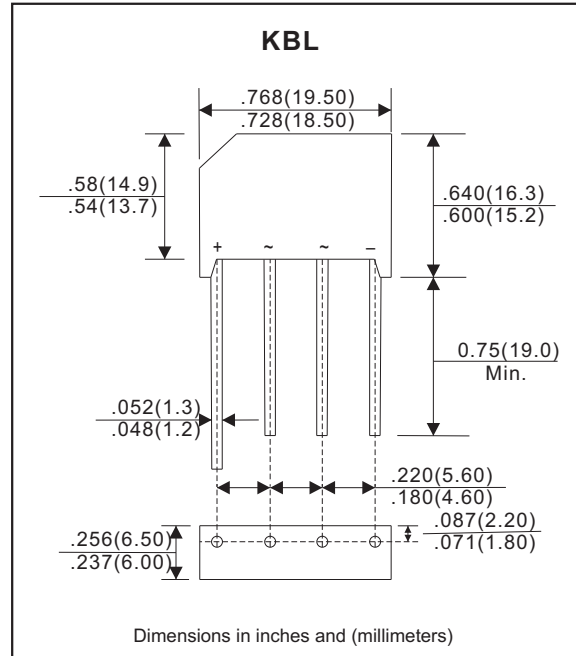
### Features

- Surge overload ratings to 125 amperes peak
- Ideal for printed circuit board
- Lead-free parts for green partner, meet RoHS requirements
- UL recognized file # E321971.
- Suffix "-H" indicates Halogen free parts, ex. KBL005G-H.

### Mechanical data

- Case: Molded plastic KBL case
- Epoxy: UL94-V0 rated flame retardant
- Terminals: Solderable per MIL-STD-750 Method 2026
- Polarity: As marked
- Mounting Position: Any

### Package outline



### Maximum ratings and Electrical Characteristics (AT $T_A=25^{\circ}\text{C}$ unless otherwise noted)

PARAMETER	CONDITIONS	Symbol	MIN.	TYP.	MAX.	UNIT
Forward rectified current	at $T_A=50^{\circ}\text{C}$ (Note1)	$I_o$			4.0	A
Forward surge current	8.3ms single half sine-wave superimposed on rate load (JEDEC methode)	$I_{FSM}$			125	A
Reverse current	$V_R = V_{RRM} T_J = 25^{\circ}\text{C}$	$I_R$			5.0	uA
	$V_R = V_{RRM} T_J = 125^{\circ}\text{C}$				500	
$I^2t$ Rating for fusing	$t < 8.3 \text{ ms}$	$I^2t$			65	$\text{A}^2\text{s}$
Storage temperature		$T_{STG}$	-65		+175	$^{\circ}\text{C}$

Note 1: Mounting conditions 0.5" lead length maximum.

SYMBOLS	$V_{RRM}^{*1}$ (V)	$V_{RMS}^{*2}$ (V)	$V_R^{*3}$ (V)	$V_F^{*4}$ (V)	Operating temperature $T_J$ ( $^{\circ}\text{C}$ )
KBL005G	50	35	50	1.10	-55 to +150
KBL01G	100	70	100		
KBL02G	200	140	200		
KBL04G	400	280	400		
KBL06G	600	420	600		
KBL10G	1000	700	1000		

\*1 Repetitive peak reverse voltage

\*2 RMS voltage

\*3 Continuous reverse voltage

\*4 Maximum forward voltage @ $I_F=4.0\text{A}$

## Rating and characteristic curves (KBL005G THRU KBL10G)

FIG.1-DERATING CURVE  
OUTPUT RECTIFIED CURRENT

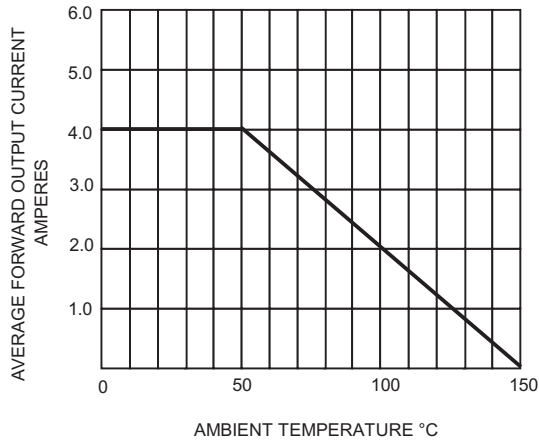


FIG.2-MAXIMUM FORWARD SURGE CURRENT

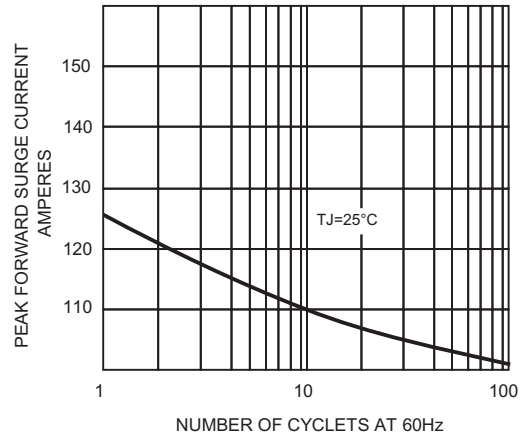


FIG.3-TYPICAL FORWARD CHARACTERISTICS

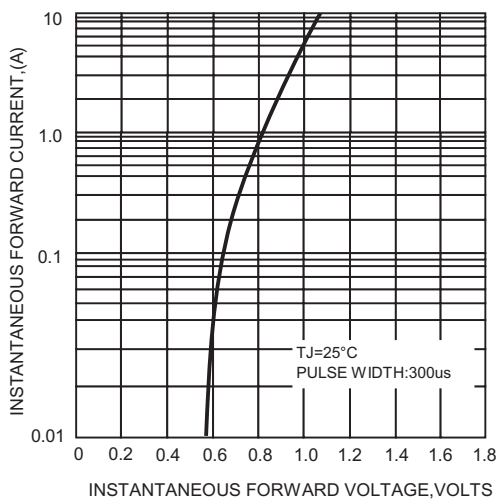
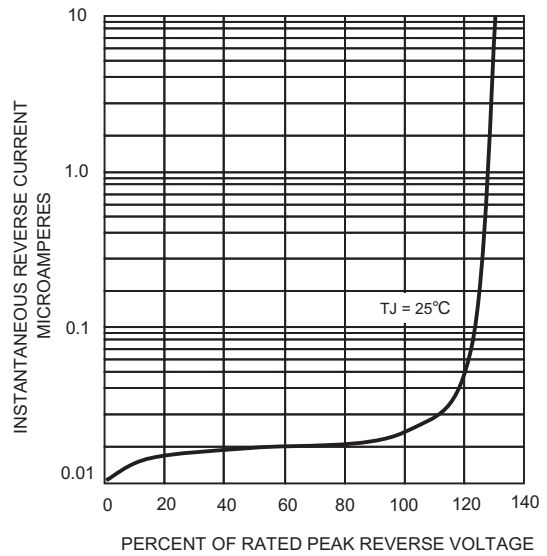
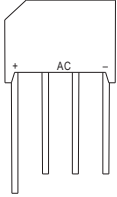
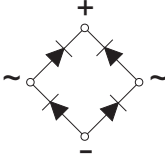


FIG.4- TYPICAL REVERSE CHARACTERISTICS



# KBL005G THRU KBL10G

## Pinning information

Simplified outline	Symbol
	

## Marking

Type number	Marking code
KBL005G	KBL005G
KBL01G	KBL01G
KBL02G	KBL02G
KBL04G	KBL04G
KBL06G	KBL06G
KBL08G	KBL08G
KBL10G	KBL10G

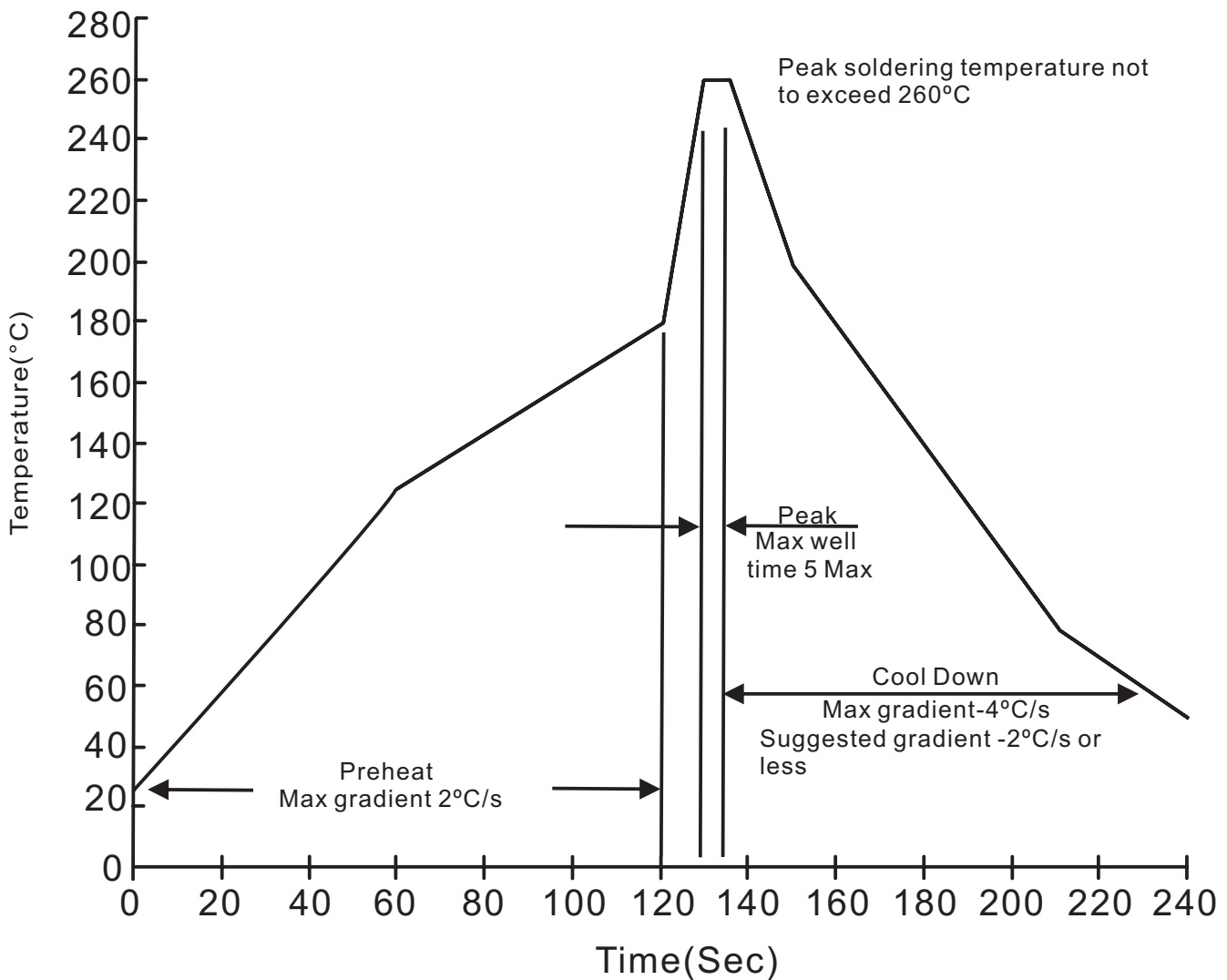
## Bulk packing

PACKAGE	BOX (pcs)	INNER BOX (m/m)	CARTON SIZE (m/m)	CARTON (pcs)	APPROX. GROSS WEIGHT (kg)
KBL	500	230*230*54	490*240*192	3,000	19.0

# KBL005G THRU KBL10G

## Suggested thermal profiles for soldering processes

### 1. Lead free temperature profile wave-soldering



# KBL005G THRU KBL10G

## High reliability test capabilities

Item Test	Conditions	Reference
1. Solder Resistance	at 260±5°C for 10±2sec. immerse body into solder 1/16"±1/32"	MIL-STD-750D METHOD-2031
2. Solderability	at 245±5°C for 5 sec.	MIL-STD-202F METHOD-208
3. High Temperature Reverse Bias	V <sub>R</sub> =80% rate at T <sub>J</sub> =150°C for 168 hrs.	MIL-STD-750D METHOD-1038
4. Forward Operation Life	Rated average rectifier current at T <sub>A</sub> =25°C for 500hrs.	MIL-STD-750D METHOD-1027
5. Intermittent Operation Life	T <sub>A</sub> = 25°C, I <sub>F</sub> = I <sub>O</sub> On state: power on for 5 min. off state: power off for 5 min. on and off for 500 cycles.	MIL-STD-750D METHOD-1036
6. Pressure Cooker	15P <sub>SIG</sub> at T <sub>A</sub> =121°C for 4 hrs.	JESD22-A102
7. Temperature Cycling	-55°C to +125°C dwelled for 30 min. and transferred for 5min. total 10 cycles.	MIL-STD-750D METHOD-1051
8. Thermal Shock	0°C for 5 min. rise to 100°C for 5 min. total 10 cycles.	MIL-STD-750D METHOD-1056
9. Forward Surge	8.3ms single half sine-wave superimposed on rated load, one surge.	MIL-STD-750D METHOD-4066-2
10. Humidity	at T <sub>A</sub> =85°C, RH=85% for 1000hrs.	MIL-STD-750D METHOD-1021
11. High Temperature Storage Life	at 175°C for 1000 hrs.	MIL-STD-750D METHOD-1031