

# IPC-610-L/ IPC-611

## 4U 15-Slot Rackmount Chassis with Front-Accessible Fan



IPC-610-L



### Features



- Supports an ATX motherboard or a backplane with up to 15 slots
- Shock-resistant disk drive bay design holds up to three 5.25" and one 3.5" disk drives
- Special hold-down clamp design with rubber cushions protects the cards from shocks and vibrations
- Power and HDD activity notification improves system availability
- Front-accessible air filter for easy system maintenance
- Lockable front door prevents unauthorized access
- Flexible mechanical design supports both 300W single PS/2 and redundant ATX power supply

### Specifications

Drive Bay	3.5"	External	1
	5.25"		3
Cooling	Fan		1 (12 cm / 85 CFM)
	Air Filter		Yes
Miscellaneous	LED Indicators	Power and HDD activity	
	Control	Power switch and system reset button	
	Rear Panel	Backplane version: One 9-pin D-Sub opening Motherboard version: Five 9-pin D-Sub & one 68-pin SCSI openings	
Environment	Temperature	Operating	Non-Operating
	Humidity	0 ~ 40° C (32 ~ 104° F)	-20 ~ 60° C (-4 ~ 140° F)
	Vibration (5 ~ 500 Hz)	10 ~ 85 % @ 40° C, non-condensing	10 ~ 95 % @ 40° C, non-condensing
	Shock	1 Grms	2 G
Physical Characteristics	Color / Logo	IPC-610-L: Beige / Advantech Logo IPC-611: Black / No Logo	
	Dimensions (W x H x D)	482 x 177 x 480 mm (19" x 7" x 18.9")	
	Weight	14.5 kg (31.9 lb) / 14.2 kg (31.2 lb)	

### Front View

#### IPC-610-L

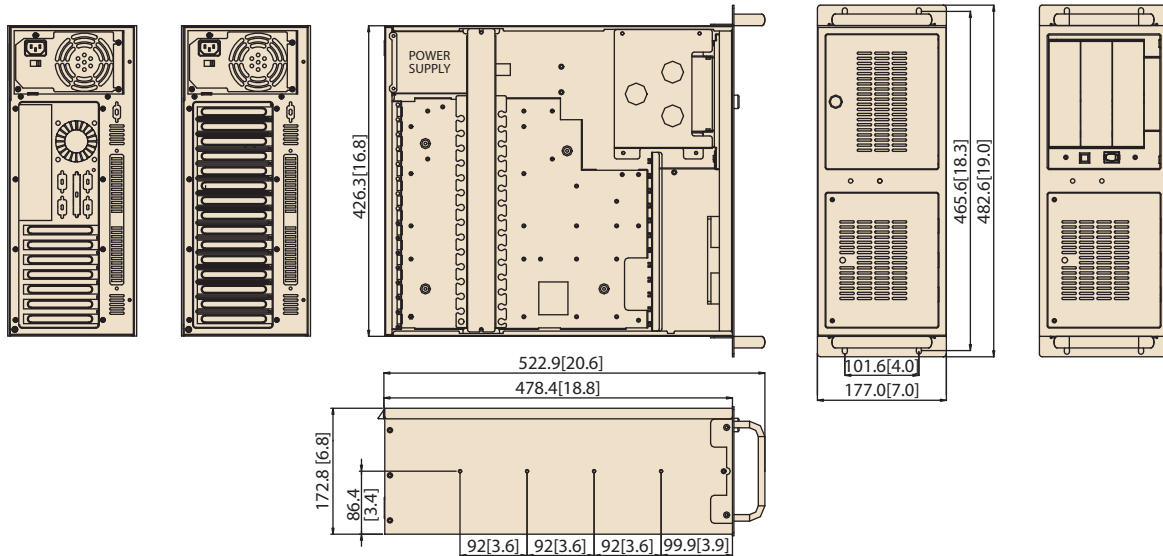


#### IPC-611



## Dimensions

Unit: mm [inch]



## Ordering Information

Part Number	Power Supply
<b>Backplane Version</b>	
IPC-610BP-00LBE	Without power supply, with ATX/AT switch
IPC-611BP-00XBE	Without power supply, with ATX switch
<b>Motherboard Version</b>	
IPC-610MB-00LBE	Without power supply, with ATX switch
IPC-611MB-00XBE	Without power supply, with ATX switch

## Optional Accessories

Part Number	Description
IPC-DT-5230E	Mobile rack for converting dual 5.25" drive bays to three 3.5" SAS/SATA HDD trays

## Spare Parts

Part Number	Description
2130006149S000	Fan filter 127 x 127 x 5 mm
2130004802S000	Door filter 142 x 97 x 5 mm

## Power Supply Options

(For detailed power supply specs, please refer to Chapter 13)

Part Number	80 Plus Grade	Wattage	Type	Input
PS8-250ATX-ZE	Bronze	250W	Single	AC 100 ~ 240 (full range)
PS8-300ATX-ZBE	Bronze	300W	Single	AC 100 ~ 240 (full range)
RPS8-350ATX-XE	Gold	350W	1+1 Redundant	AC 100 ~ 240 (full range)
RPS8-500ATX-XE	Bronze	500W	1+1 Redundant	AC 100 ~ 240 (full range)