



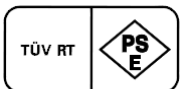
85 (W) x 40 (H) x 170 (L) mm

DPS-180AB-21

FEATURES

- Total Power 180W, peak 288W for 4Sec.
- Efficiency : Meet DoE level VI
- High Reliability : > 100,000 Hours @ 25°C
- Protection : Short / Over-current / Over-voltage / Over-temperature
- Safety : CE/FCC/TUV-GS/UL/CUL/CB
- EMI : CLASS B

Input	Voltage Range	100~264Vac Auto Range
	Frequency	47~63Hz
	Efficiency	The average efficiency at 25%, 50%, 75% and 100% load/115Vac 60Hz/230Vac 50Hz ≥ 88%
	Input Current	100Vac/12V/2A load ≤ 2.5A 240Vac/12V/2A load ≤ 1.25A
Output	24Vdc	0A ~ 7.5A
Protection	Over-current	Latch-off
	Over-temperature	Latch-off
	Short	Auto Restart
	Over-voltage	Latch-off
Environment	Operating Temp.	0 to 50°C
	Storage Temp.	-20 to 80 °C
	Operating Humidity	20% - 80%
	Storage Humidity	10% - 90%



DELTA 電子株式会社



DELTA ELECTRONICS, INC.
3, TUNG YUAN ROAD, CHUNGLI
INDUSTRIAL ZONE
TAOYUAN SHIEH, TAIWAN, R.O.C.
TEL: 886-3-4526107
FAX: 886-3-4527314
mail: powersales@delta.com.tw

DELTA PRODUCTS CORPORATION
4405 CUSHING PARKWAY
FREMONT, CA 94538, U.S.A.
TEL: 1-510-668-5100
FAX: 1-510-668-0680

DELTA ELECTRONICS(JAPAN) INC.
DELTA SHIBADAIMON BLDG.
2-1-14 SHIBADAIMON, MINATO-KU,
TOKYO, 105-0012, JAPAN
TEL: 81-3-5733-1111
FAX: 81-3-5733-1211

DELTA ELECTRONICS, EUROPE LTD.
2 YOUNG PLACE KELVIN
INDUSTRIAL ESTATE EAST KILBROIDE,
GLASGOW G75 OTD, U.K.
TEL: 44-1355-588888
FAX: 44-1355-588889

The de-rating curve of ambient temperature shown as Fig.1.

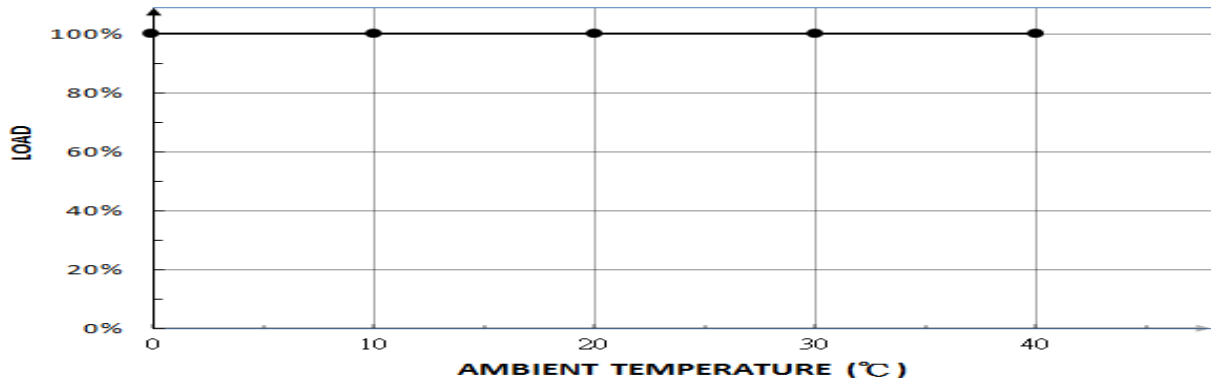
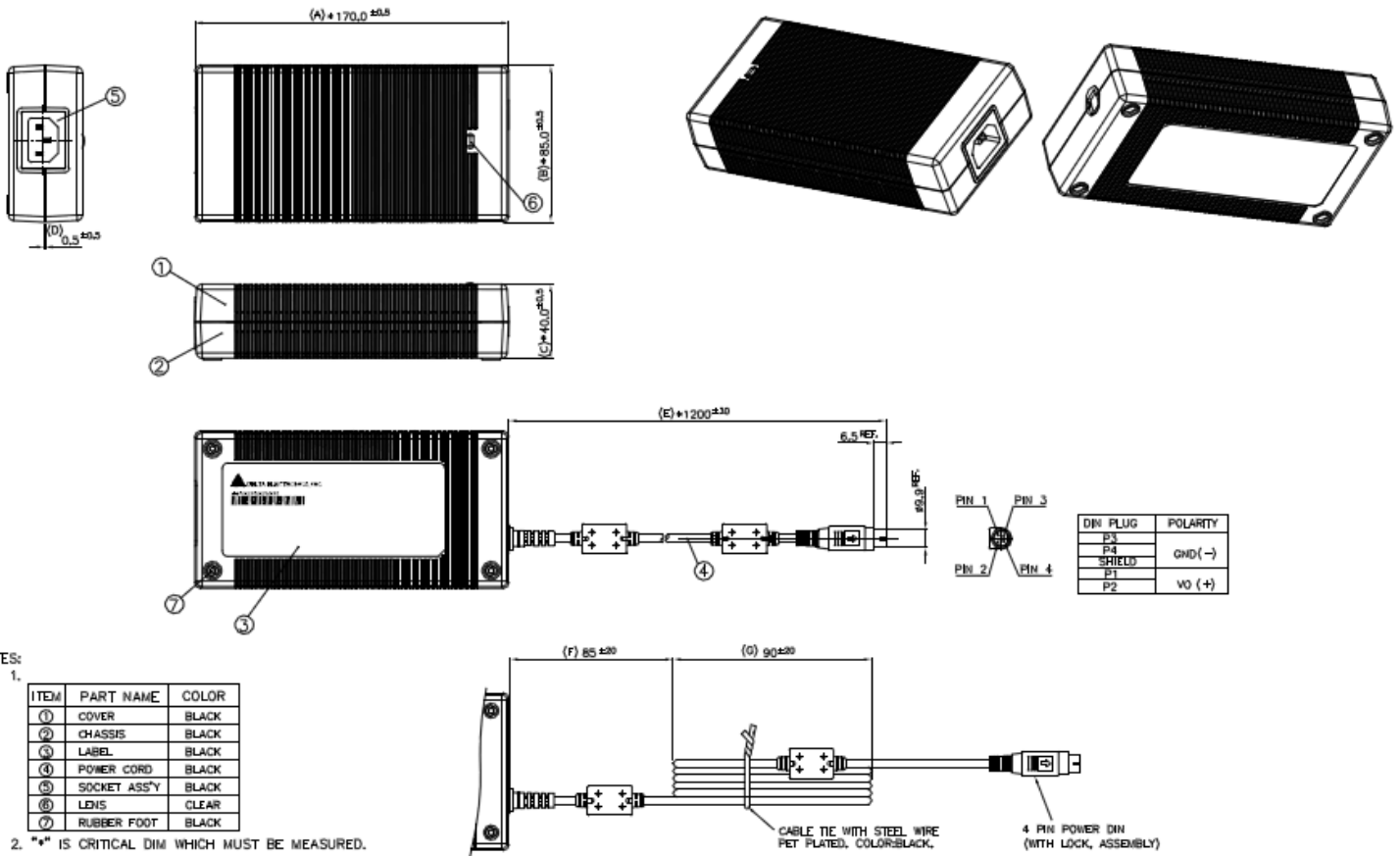


Fig.1 Ambient temperature to power de-rating curve

Size : (L x W x H)	170*85*40 mm
AC Input Connector	C14
DC Output Connector	4 PIN DIN



NOTES:

- | ITEM | PART NAME | COLOR |
|------|--------------|-------|
| ① | COVER | BLACK |
| ② | CHASSIS | BLACK |
| ③ | LABEL | BLACK |
| ④ | POWER CORD | BLACK |
| ⑤ | SOCKET ASS'Y | BLACK |
| ⑥ | LENS | CLEAR |
| ⑦ | RUBBER FOOT | BLACK |
- ** IS CRITICAL DIM WHICH MUST BE MEASURED.