

F1139BA Series

9x14 mm FR-4, 3.3 Volt, PECL, Clock Oscillator



- Former **Champion TECHNOLOGIES, INC.** Product
- Clock Recovery, Optic Transmission Equipment, Digital Cross Connect Equipment

Ordering Information

00.0000
MHz

F1139BA X X -R

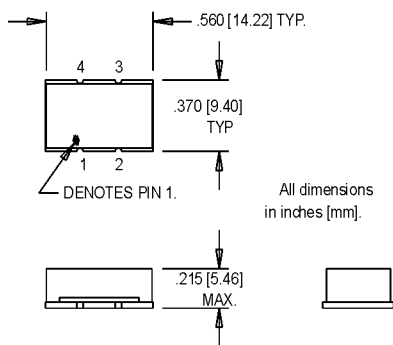
Package _____

Stability _____
 Blank: ±20 ppm (0°C to +70°C only)
 B: ±50 ppm

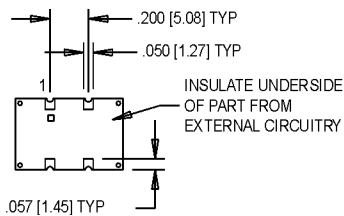
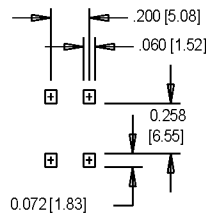
Temperature Range _____
 Blank: 0°C to +70°C
 M: -40°C to +85°C

RoHS Compliance _____
 Blank: non-RoHS compliant part
 -R: RoHS compliant part

Frequency (customer specified) _____



SUGGESTED SOLDER PAD LAYOUT



Pin Connections

PIN	FUNCTION
1	Output
2	Vss/Ground
3	Output
4	+Vcc

PARAMETER	Symbol	Min.	Typ.	Max.	Units	Condition/Notes	
Frequency Range	F	70		200	MHz		
Operating Temperature	T _A	(See Ordering Information)					
Storage Temperature	T _s	-40		+85	°C		
Frequency Stability	ΔF/F	(See Ordering Information)					See Note 1
Aging							
1st Year			±2		ppm		
Thereafter (per year)			±1		ppm		
Input Voltage	V _{cc}	3.135	3.3	3.465	V		
Input Current	I _{cc}			70	mA		
Output Type						PECL	
Load		50 Ω to (V _{cc} - 2V) or Thevenin equivalent					
Symmetry (Duty Cycle)		45		55	%	(V _{cc} - 1.3) ref. level	
Output Skew				100	ps	50%	
Logic "1" Level	V _{oh}	V _{cc} -1.02		V _{cc} -0.72	V	50Ω into (V _{cc} - 2) load	
Logic "0" Level	V _{ol}	V _{cc} -1.95		V _{cc} -1.60	V	50Ω into (V _{cc} - 2) load	
Rise Time	T _r			450	ps	20% to 80%	
Fall Time	T _f			450	ps	80% to 20%	
Start up Time				10	ms		
Random Jitter	R _j		5	12	ps RMS	1-Sigma	

1. Inclusive of calibration, temperature, voltage, load and 10 years aging.

MtronPTI reserves the right to make changes to the product(s) and service(s) described herein without notice. No liability is assumed as a result of their use or application.

Please see www.mtronpti.com for our complete offering and detailed datasheets. Contact us for your application specific requirements: MtronPTI 1-800-762-8800.