



PHANTOM® UHF ANTENNA OUTPERFORMS CONVENTIONAL MOBILE ANTENNAS IN MANY APPLICATIONS

Laird Technologies’ unique patented Phantom® is a tough antenna for outdoor or indoor applications. Measuring only 3.5” tall, the Phantom® UHF antenna’s revolutionary design features field diversity with both vertical and horizontal polarization components. This gives the antenna diversity, frequency agility, low visibility, wide bandwidth and a low angle radiation pattern that is superior to traditional gain antennas in most applications.

The industry standard NMO mounting socket mates with all of Laird Technologies’ magnetic, trunk lid, and hole mounts. A threaded permanent stud mount model is also available for vandal resistant mounting on brackets, panels, ceilings or any other kind of housing.

The Phantom’s patented technology is beneficial when high performance is desired along with extreme ruggedness and a low profile.

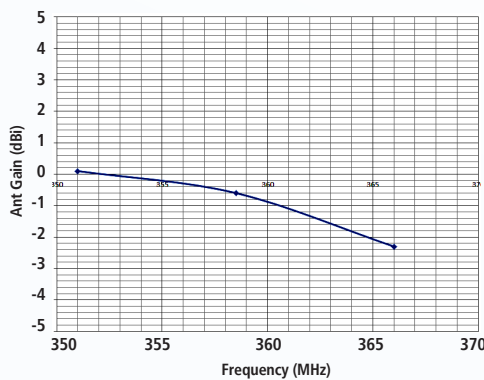
FEATURES 

- Cross polarization design ensures uninterrupted transmissions in urban canyons and rural drop off areas
- Rugged design is IP-67 rated
- U.S. Patent Nos. 5,977,931 – 6,292,156 and 7,209,096

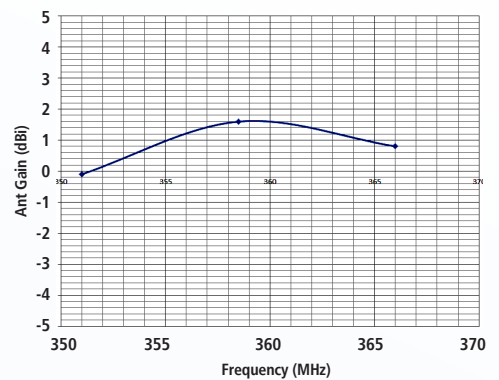
MARKETS

- Public safety
- Transportation
- Utility
- Military mobile
- Fixed radio applications.

ANTENNA PATTERNS



Elevation Antenna Gain Response



Azimuth Antenna Gain Response

global solutions: local support.™

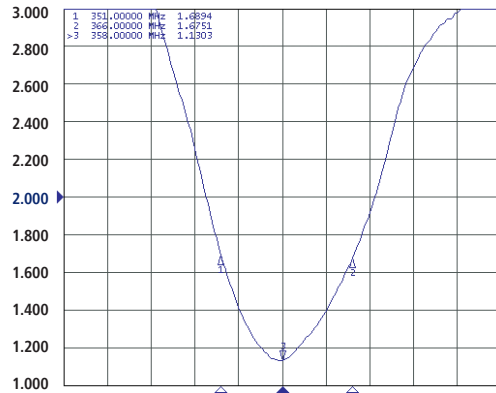
Americas: +1.847.839.6907
IAS-AmericasEastSales@lairdtech.com

Europe: +1.32.80.7866.12
IAS-EUSales@lairdtech.com

Asia: +1.65.6.243.8022
IAS-AsiaSales@lairdtech.com

www.lairdtech.com

VSWR PATTERN



SPECIFICATIONS

ELECTRICAL		MECHANICAL	
Frequency Range	351-366 MHz	Height (Initially)	3½" (88.96 mm)
VSWR	≤ 2:1	Diameter	1.438" (36.5 mm)
Gain	1.6 dBi peak	Rated Wind Velocity	125 mph (210 kph)
Maxmium Power	100 W	Rated Wind Velocity (with 0.5" radial ice)	85 mph (137 kph)
Nominal Impedance	50 Ω	Lateral Thrust @ 125 mph Wind Velocity	57 lbs. (26 kg)
Polarization	Vertical	Wind Resistance in Sq. Feet	0.0356 Sq. ft.
Pattern	Omnidirectional	Mounting Information	Optional Mounting Kit P/N: FM25P
Half-Power Beamwidth (Elevation° x Azimuth°)	110° x 360°	IP Rating	IP-67
Coaxial Cable Length & Type (For Vertical Polarization)	None		
Terminations	N-Female Connector		
Lightning Protection	Lightning Arrestor P/N: LABH350NN (sold separately)		

MODEL AND ORDERING INFORMATION

MODEL	DESCRIPTION
TRA3513	351-366 MHz 1.6 dBi Phantom® ¾ NMO, White Radome
TRAB3513	351-366 MHz 1.6 dBi Phantom® ¾ NMO, Black Radome

Permanent Mounting Option:

Please order by antenna model and insert letter "P" to indicate permanent mounting option (TRA3513P).

ANT-DS-TRA3513 0711

All information furnished by Laird Technologies, Inc. and its agents is believed to be accurate and reliable. All specifications are subject to change without notice. Responsibility for the use and application of Laird Technologies materials rests with the end user. Laird Technologies makes no warranties as to the fitness, merchantability, suitability or non-infringement of any Laird Technologies materials or products for any specific or general uses. Laird Technologies shall not be liable for incidental or consequential damages of any kind. All Laird Technologies products are sold pursuant to the Laird Technologies Terms and Conditions of sale in effect from time to time, a copy of which will be furnished upon request. © Copyright 2011 Laird Technologies, Inc. All Rights Reserved. Laird, Laird Technologies, the Laird Technologies Logo, and other marks are trade marks or registered trade marks of Laird Technologies, Inc. or an affiliate company thereof. Other product or service names may be the property of third parties. Nothing herein provides a license under any Laird Technologies or any third party intellectual property rights.