

# SPECIFICATION

Part No. : **FW.90.SMA.M**  
 Product Name : Penta-band Cellular 2G/3G  
 GSM/CDMA/UMTS  
 Flexible Whip Monopole Antenna  
 850/900/1800/1900/2100 MHz  
 Features : IP67  
 Robust Inner Steel Core  
 SMA(M) Connector  
 RoHS ✓

FW.90 Whip  
Antenna



FW.90 Whip  
Mounted on a  
Bracket –  
WM.90



FW.90  
SMA(M)  
Connector



## 1. Introduction

The FW.90 is a flexible cellular whip antenna with IP67 housing. It has a wide response and high peak gain. Ideal for outdoor environments which require high gain, on both lower and upper bands. It's unique characteristic is it has stable above 2dBi peak gain on all five common 2G/3G GSM/CDMA cellular bands used worldwide (when attached to a 30cm\*30cm metal plate). The antenna radiates best attached to a metal plate but it can still perform without as evidenced by the table below.

For a waterproof integration to a metal box a waterproof panel mount SMA connector or cable assembly can be provided. TNC and N type antenna versions also available.

The FW.90 can be used with a Wall Mounting Bracket, and we have designed an L Shaped Bracket for use with the Whip Antenna, the part number for this option is [WM.90.A305111](#). Testing of the whip antenna on the bracket, in free-space, and on a reference ground-plane has been done to show the benefit of the L-bracket.

This antenna delivers wider coverage areas and more reliable connections for professional customers in the automotive, industrial industries. The whip is made up of a flexible inner steel core covered by TPU so extremely resistant to collisions and maintaining its original shape and RF performance. The whip and the connection internally to the bracket is completely IP67 waterproof.

The bracket allows complete concealment of the cable for a more secure integration and cleaner installation. The cable can also be routed out of the back wall of the bracket into the interior of the mounting wall for added security against vandalism. The standard version comes with 3M extremely low loss CFD200 (0.3dB against 0.7dB for RG58) to allow for flexibility of placement.

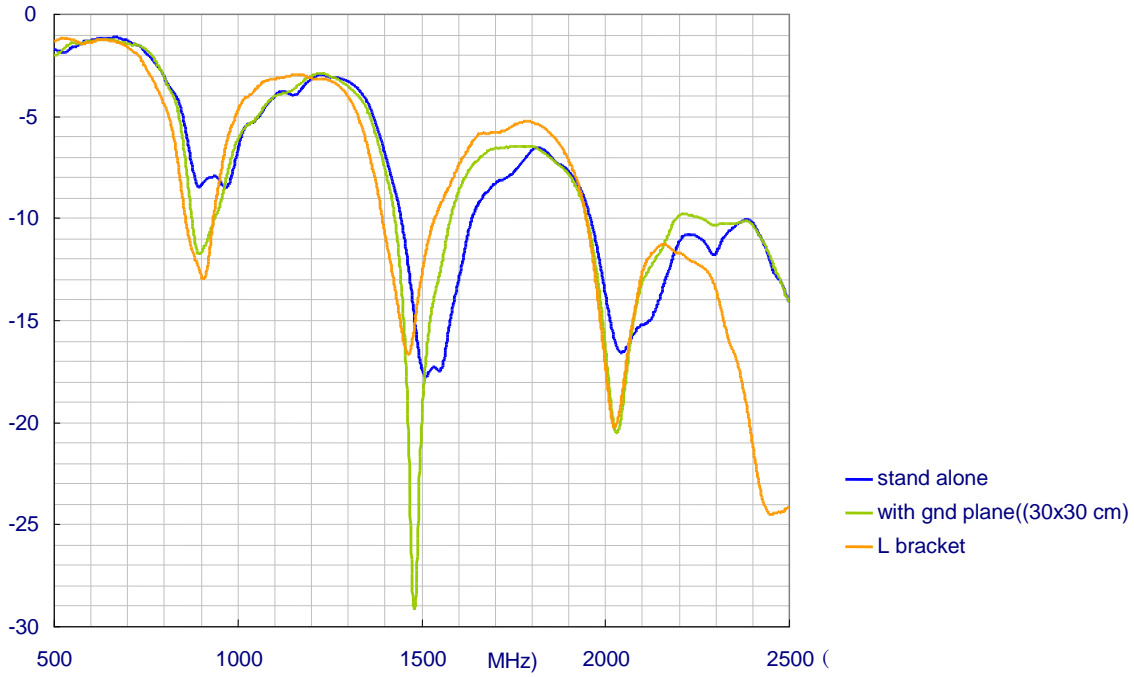
Customized frequency and gain versions can be supplied.

## 2. Specification

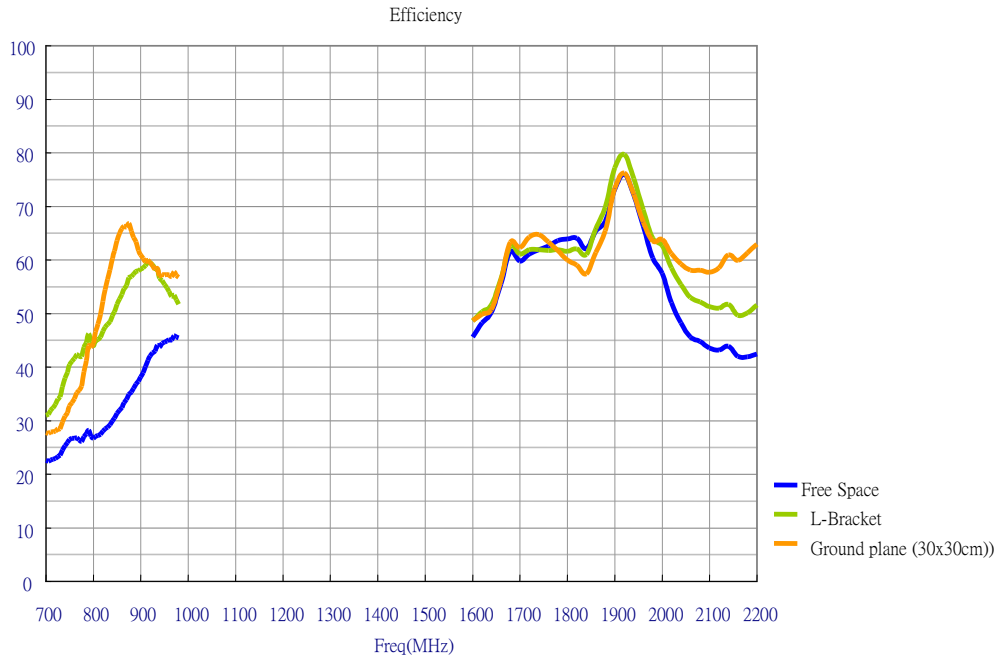
CELLULAR					
Frequency (MHz)	824 ~ 896	880 ~ 960	1710 ~ 1880	1850 ~ 1990	1710 ~ 2170
Peak Gain (dBi)					
Free Space	-0.7	-0.9	1.7	2.5	2.2
With Ground plane(30x30cm)	2.5	3.0	4.5	4.5	3.5
L - Bracket	3.0	3.0	3.5	4.5	2.5
Average Gain (dBi)					
Free Space	-5.7	-5.3	-2.3	-1.7	-3.9
With Ground plane(30x30cm)	-2.2	-2.6	-2.3	-1.7	-2.2
L - Bracket	-3.0	-2.6	-2.3	-1.7	-3.0
Efficiency					
Free Space	27%	30%	59%	68%	40%
With Ground plane(30x30cm)	60%	55%	59%	68%	60%
L - Bracket	50%	55%	59%	68%	50%
Impedance	50Ω				
Polarization	Linear				
Radiation Pattern	Omni				
Input Power	50 W				
MECHANICAL					
Dimensions	Height 250 ± 5 mm				
Base Diameter	16.05 ± 0.2 mm				
Whip Diameter	4 ± 0.2 mm				
Casing	ABS				
Connector	SMA Male				
ENVIRONMENTAL					
Temperature Range	-40°C to 85°C				
Humidity	Non-condensing 65°C 95% RH				

### 3. Antenna Characteristics

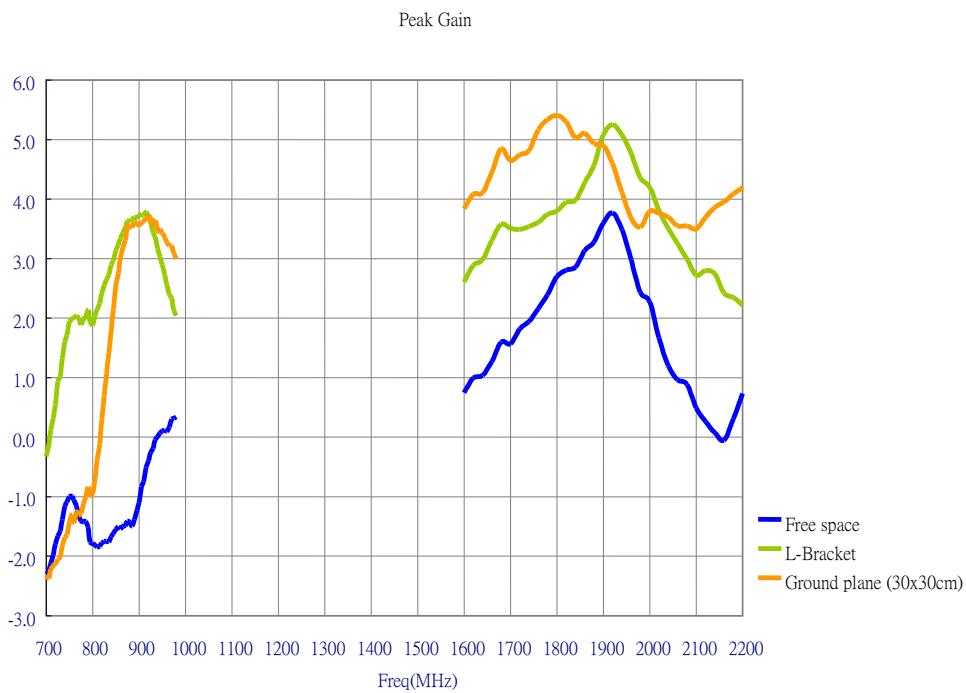
#### 3.1. Return Loss



### 3.2. Antenna Efficiency




### 3.3. Peak Gain

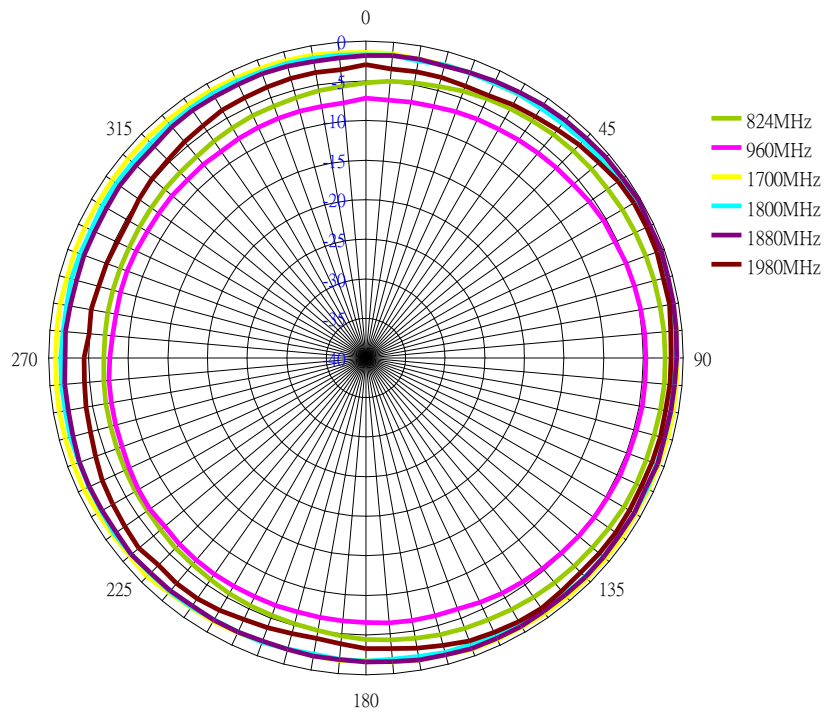


# 4. Antenna Radiation Pattern

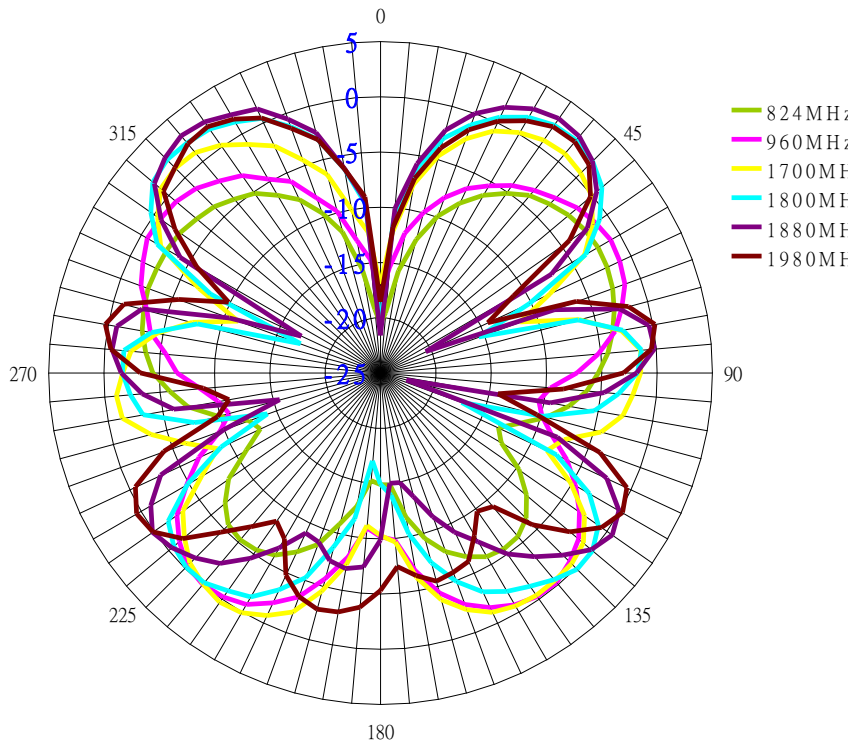
## 4.1. Antenna Stand Alone




**XY-plane**



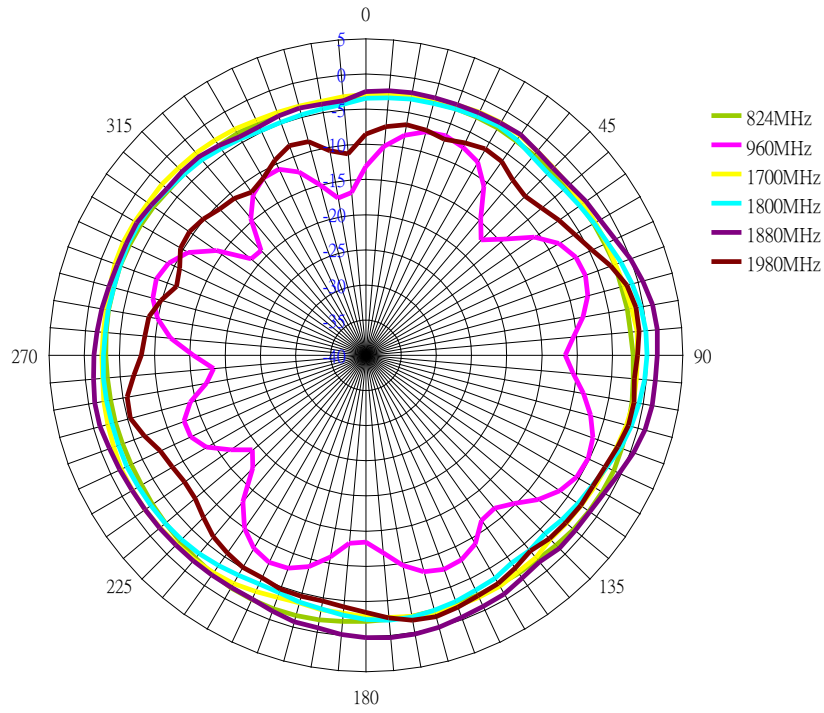
## XZ-plane



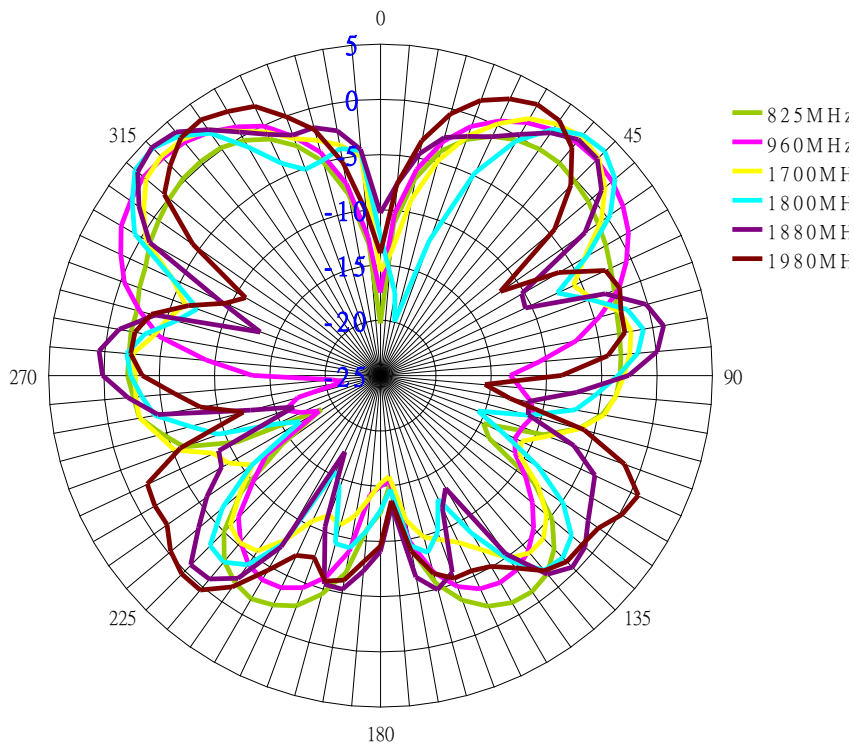
## 4.2. Antenna with Ground plane (30X30cm)



### XY-plane




### XZ-plane

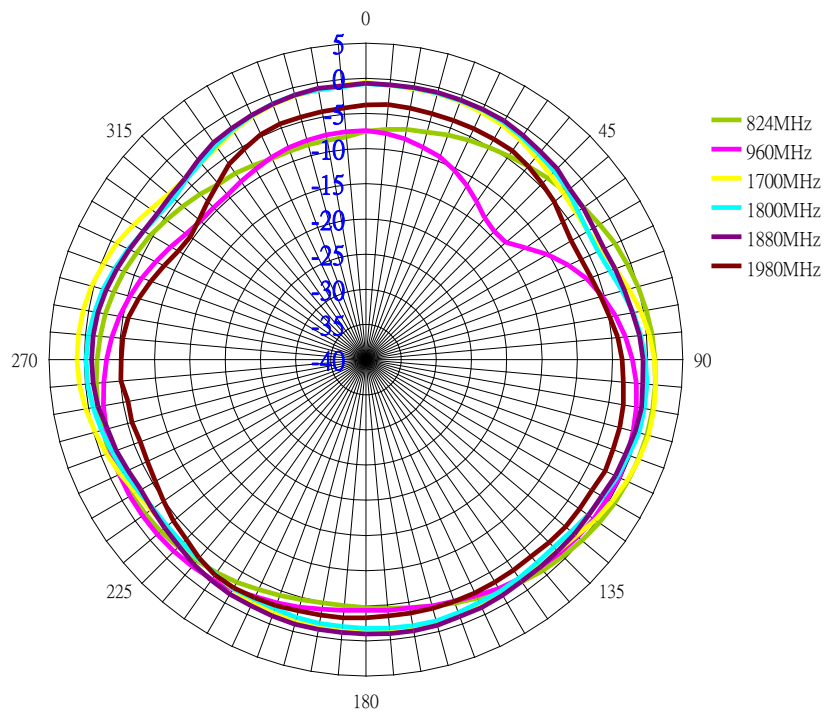




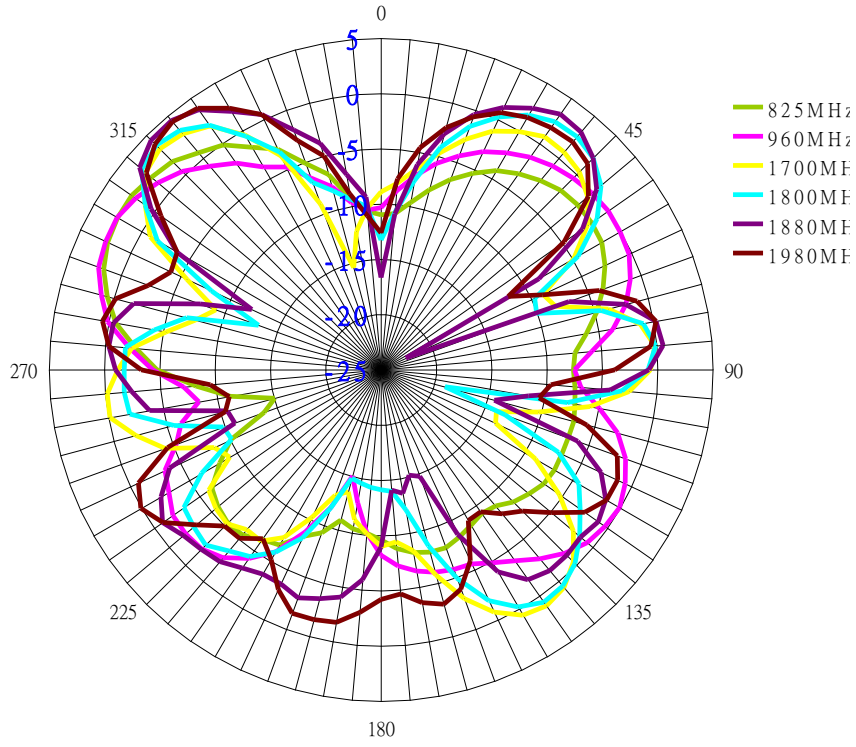
### 4.3. Antenna with L-Bracket



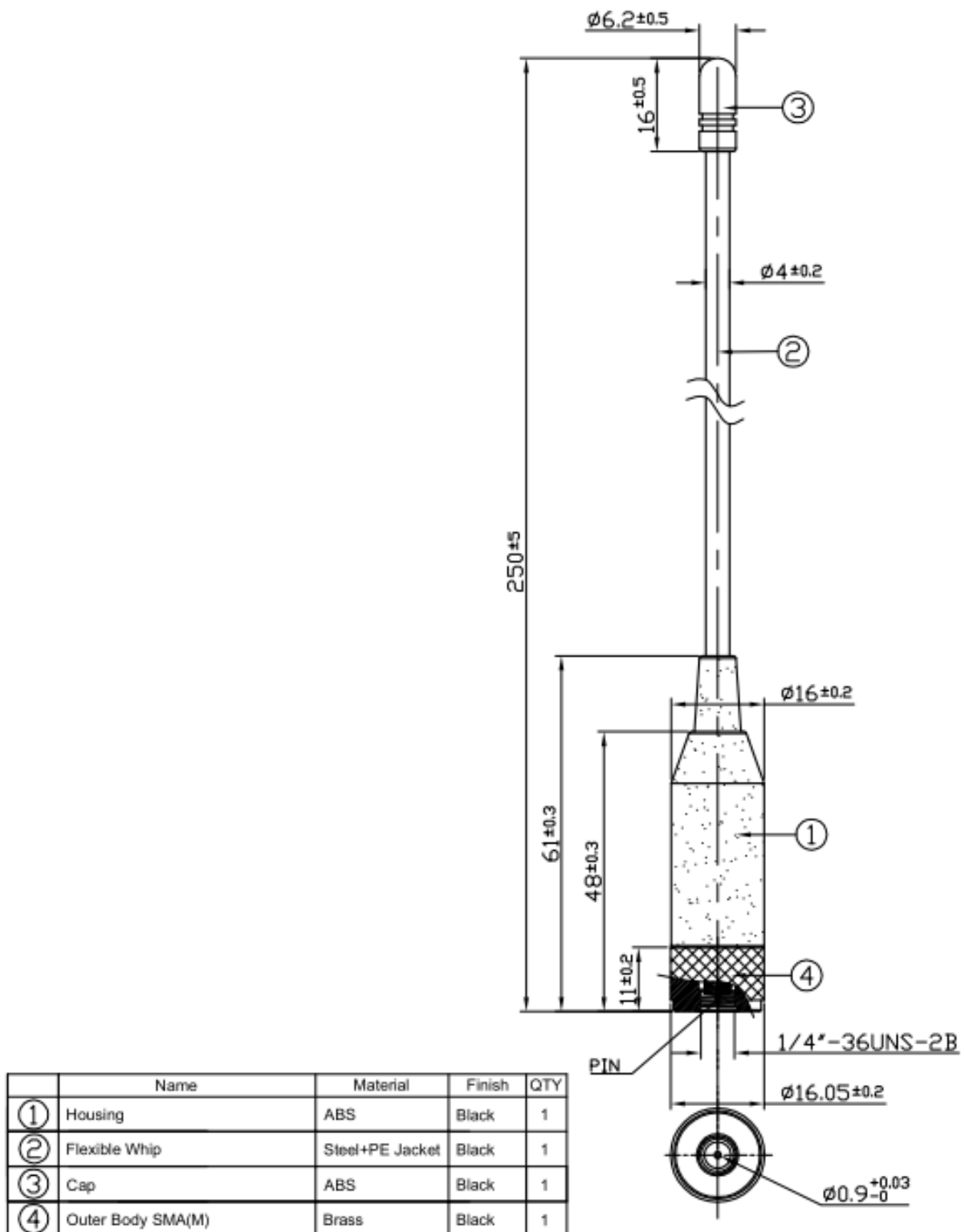
**XY-plane**



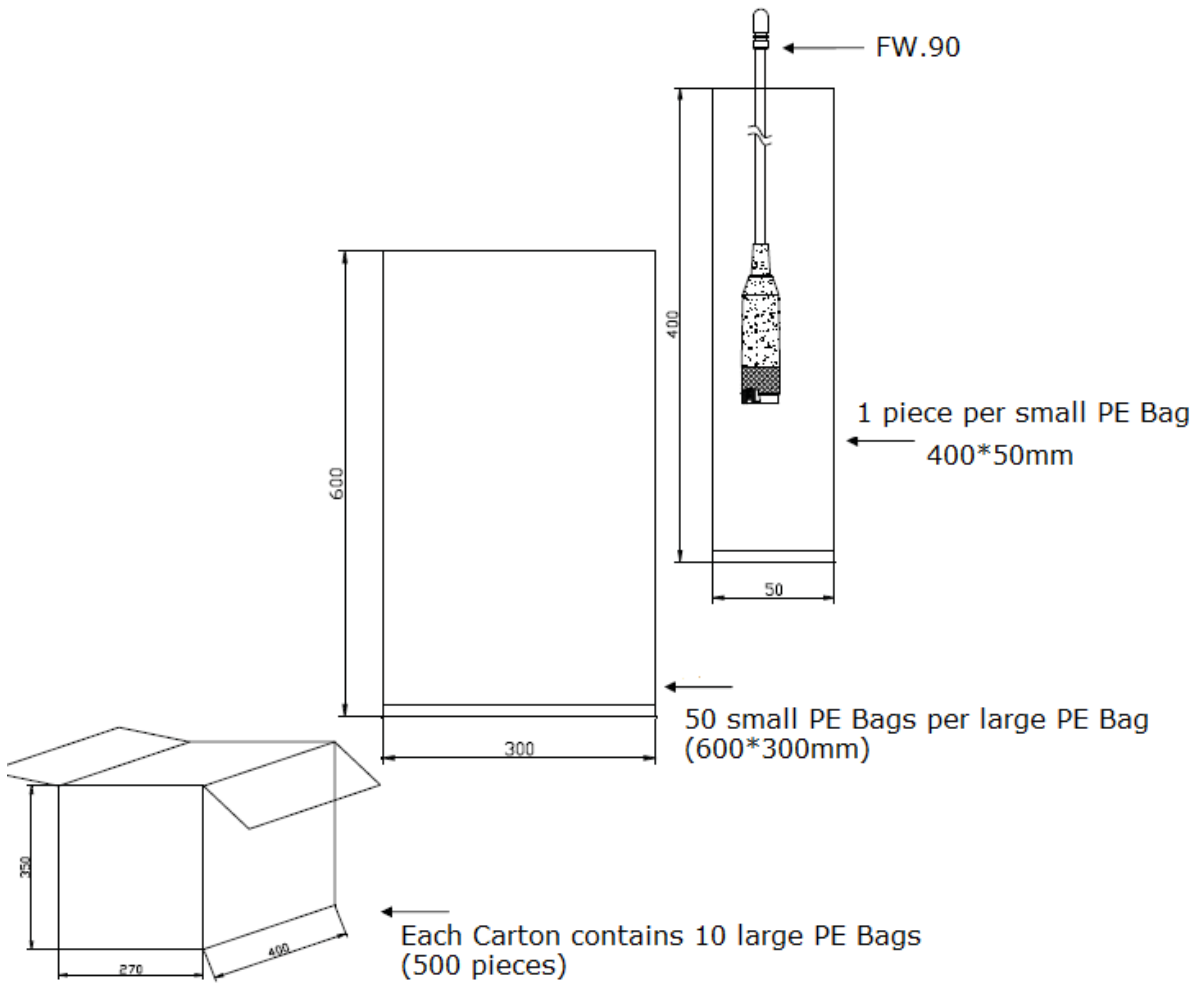
### XZ-plane



## 5. Antenna Drawing



## 6. Packaging



Taoglas makes no warranties based on the accuracy or completeness of the contents of this document and reserves the right to make changes to specifications and product descriptions at any time without notice.

Taoglas reserves all rights to this document and the information contained herein. Reproduction, use or disclosure to third parties without express permission is strictly prohibited. Copyright © 2012, Taoglas Ltd.