

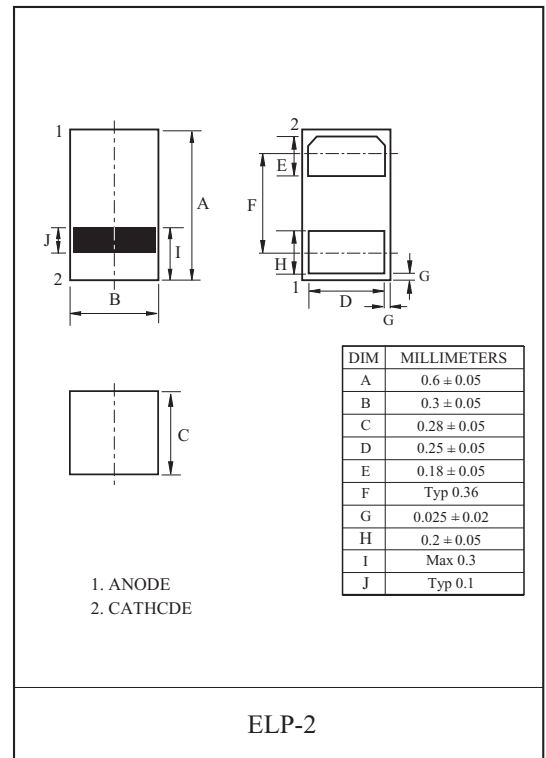
For antenna switches in mobile applications.

FEATURES

- Low Capacitance : $C_T=0.30[\text{pF}]$ (Max.)
- Low Series resistance : $r_s=1.3[\Omega]$ (Max.)
- Small Package .

MAXIMUM RATING (Ta=25 °C)

| CHARACTERISTIC | SYMBOL | RATING | UNIT |
|---------------------------|-----------|-----------|------|
| Reverse Voltage | V_R | 30 | V |
| Forward Current | I_F | 100 | mA |
| Junction Temperature | T_j | 150 | °C |
| Storage Temperature Range | T_{stg} | -55 ~ 150 | °C |



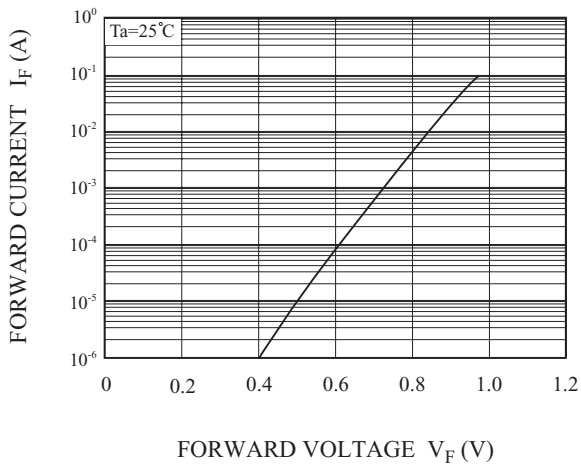
ELECTRICAL CHARACTERISTICS (Ta=25 °C)

| CHARACTERISTIC | SYMBOL | TEST CONDITION | MIN. | TYP. | MAX. | UNIT |
|-------------------|--------|--|------|------|------|------|
| Reverse Current | I_R | $V_R=30V$ | - | - | 0.1 | μA |
| Forward Voltage | V_F | $I_F=10mA$ | - | - | 1.0 | V |
| Total Capacitance | C_T | $V_R=1V, f=1MHz$ | - | - | 0.30 | pF |
| Series Resistance | r_s | $I_F=10mA, f=100MHz$ | - | - | 1.3 | Ω |
| ESD-Capability * | - | C=200pF, R=0 Ω, Both forward and reverse direction 1 pulse | 100 | - | - | V |

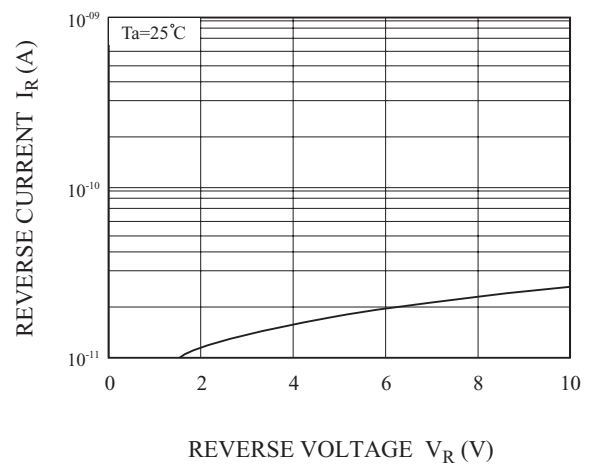
* Failure criterion : $I_R > 100nA$ at $V_R = 30V$.

KDV144EL

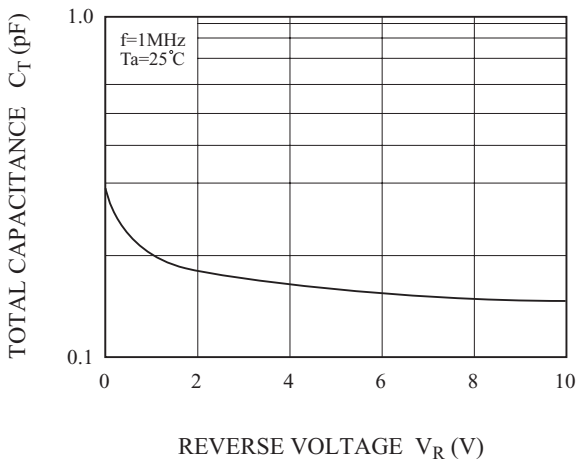
$I_F - V_F$



$I_R - V_R$



$C_T - V_R$



$r_s - I_F$

