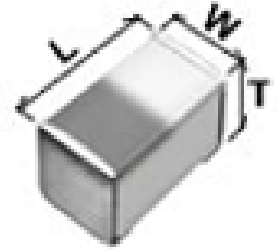


MHQ1005P2N3CT000



Applications	Commercial Grade
Feature	<div style="border: 1px solid red; padding: 2px;">Multilayer</div> Multilayer <div style="border: 1px solid gray; padding: 2px;">Non-Mag Core</div> Non-Magnetic Core (Dielectric Ceramic) <div style="border: 1px solid yellow; padding: 2px;">Super High Q</div> Super High Q
Series Type	MHQ-P
Status	Production
Brand	TDK



Size	
Length(L)	1.00mm ±0.05mm
Width(W)	0.60mm ±0.05mm
Thickness(T)	0.50mm ±0.10mm
Recommended Land Pattern (A)	0.35mm Nom.
Recommended Land Pattern (B)	0.50mm Nom.
Recommended Land Pattern (C)	0.65mm Nom.

Electrical Characteristics	
Inductance	2.3nH ±0.2nH at 100MHz
Rated Current	1A
DC Resistance [Typ.]	50mΩ
DC Resistance [Max.]	70mΩ
Self Resonant Frequency [Min.]	7GHz
Self Resonant Frequency [Typ.]	10.5GHz
Q [Min.]	23 at 250MHz
Q [Typ.]	

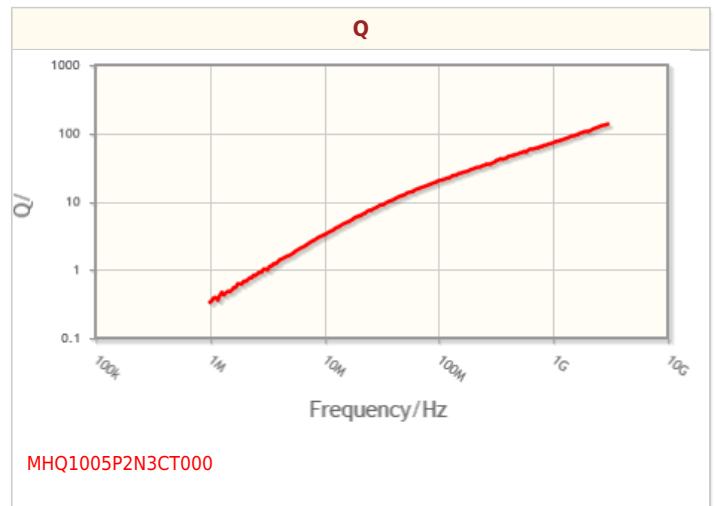
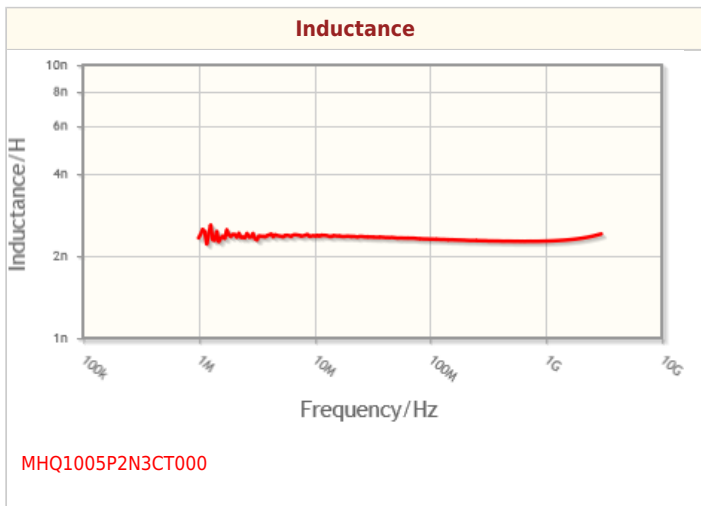
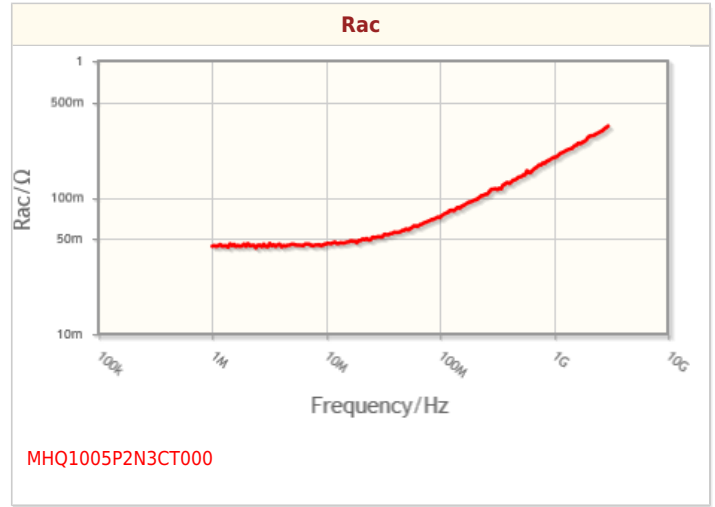
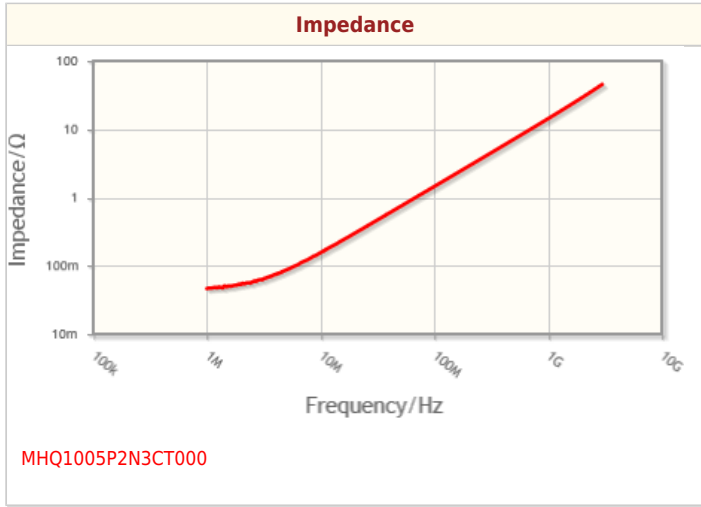
Other	
Operating Temp. Range (Including Self-Temp. Rise)	-55 to 125°C
Soldering Method	Reflow
AEC-Q200	No
Packing	Punched (Paper)Taping [180mm Reel]
Package Quantity	10000pcs
Weight	0.001g

! Images are for reference only and show exemplary products.
 ! This PDF document was created based on the data listed on the TDK Corporation website.
 ! All specifications are subject to change without notice.

MHQ1005P2N3CT000



Characteristic Graphs(This is reference data, and does not guarantee the products characteristics.)



! Images are for reference only and show exemplary products.
! This PDF document was created based on the data listed on the TDK Corporation website.
! All specifications are subject to change without notice.



Associated Images



! Images are for reference only and show exemplary products.
! This PDF document was created based on the data listed on the TDK Corporation website.
! All specifications are subject to change without notice.