

## GENERAL DESCRIPTION

The 0912GN-650V is an internally matched, COMMON SOURCE, class AB GaN on SiC HEMT transistor capable of providing over 17dB gain, 650 Watts of pulsed RF output power at 128 $\mu$ s pulse width, 10% duty factor across the 960 to 1215 MHz band. The transistor has internal pre-match for optimal performance. This hermetically sealed transistor can be used for Broadband Avionics Data Link applications. It utilizes gold metallization and eutectic attach to provide highest reliability and superior ruggedness.

## ABSOLUTE MAXIMUM RATINGS

### Maximum Power Dissipation

Device Dissipation @ 25°C 1400 W

### Maximum Voltage and Current

Drain-Source Voltage ( $V_{DSS}$ ) 150 V


Gate-Source Voltage ( $V_{GS}$ ) -8 to +0 V

### Maximum Temperatures

Storage Temperature ( $T_{STG}$ )-55 to +125 °C

Operating Junction Temperature +250 °C

## CASE OUTLINE 55-KR Common Source



## ELECTRICAL CHARACTERISTICS @ 25°C

Symbol	Characteristics	Test Conditions	Min	Typ	Max	Units
Pout	Output Power	Freq=960, 1090, 1215 MHz	650			W
Gp	Power Gain	Pout=650W, Freq=960, 1090, 1215 MHz	17	18		dB
$\eta_d$	Drain Efficiency	Pout=650W, Freq=960, 1090, 1215 MHz	48	53		%
Dr	Droop	Pout=650W, Freq=960, 1090, 1215 MHz			0.8	dB
VSWR-T	Load Mismatch Tolerance	Pout=650W, Freq= 1215MHz			3:1	
$\Theta_{jc}$	Thermal Resistance	Pulse Width=128 $\mu$ s, Duty=10%			0.155	°C/W

- Bias Condition:  $V_{dd}=+50V$ ,  $I_{dq}=100mA$  average current ( $V_{gs}= -2.0 \sim -4.5V$ ) with constant gate bias

## FUNCTIONAL CHARACTERISTICS @ 25°C

$I_{D(Off)}$	Drain leakage current	$V_{gs} = -8V$ , $V_D = 150V$			64	mA
$I_{G(Off)}$	Gate leakage current	$V_{gs} = -8V$ , $V_D = 0V$			22	mA
$BV_{DSS}$	Drain-source breakdown voltage	$V_{gs} = -8V$ , $I_D = 64mA$	150			V

Issue June 2013

**Export Classification: EAR-99**

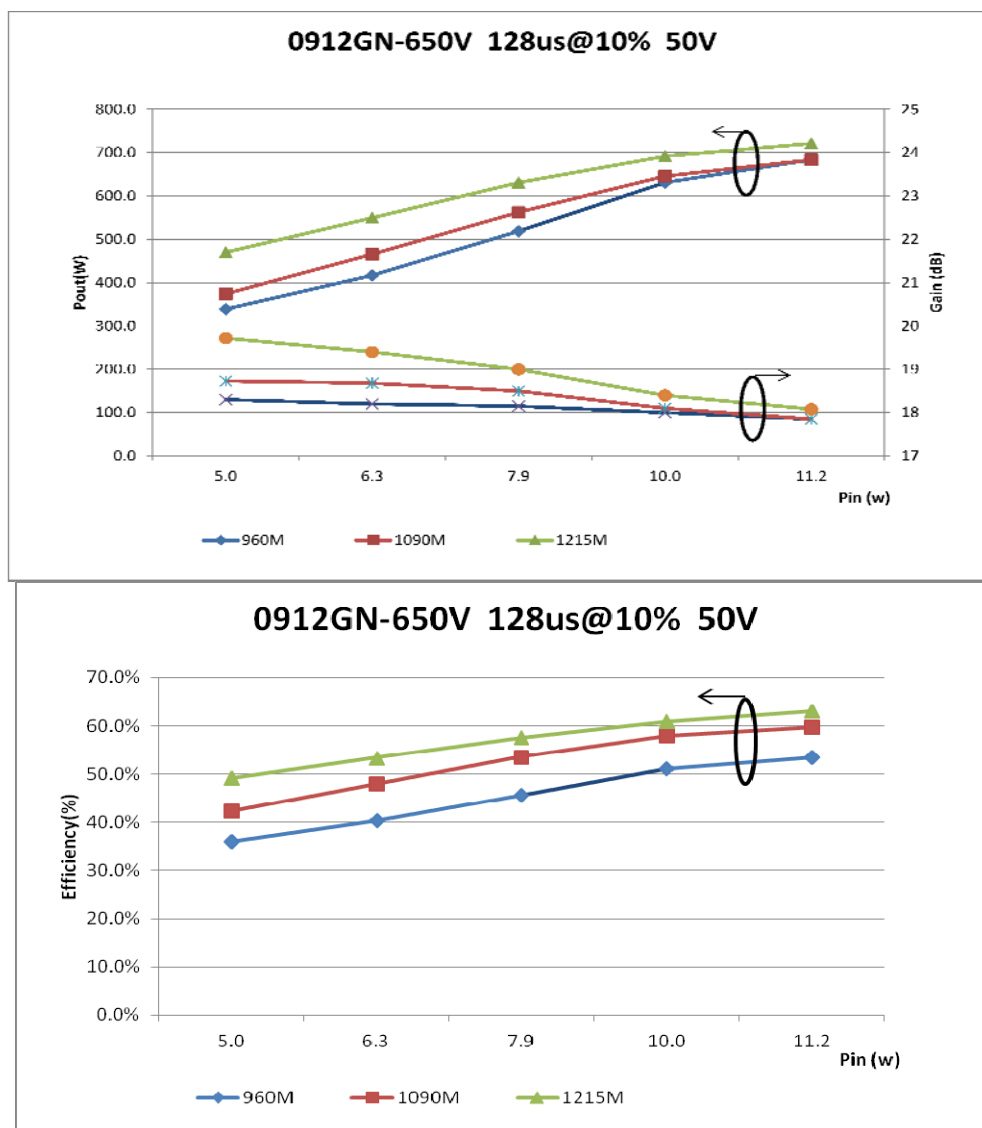
For the most current data, consult MICROSEMI's website: [www.MICROSEMI.com](http://www.MICROSEMI.com)  
Specifications are subject to change, consult the RFIS factory at (408) 986-8031 for the latest information

# 0912GN-650V

650 Watts - 50 Volts, 128  $\mu$ s, 10%  
Broad Band Data Link 960 - 1215 MHz

## TYPICAL BROAD BAND PERFORMANCE DATA

Frequency	Pin (W)	Pout (W)	Id (A)	RL (dB)	Eff (%)	G (dB)	Drop (dB)
960 MHz	11.2	684	2.56	-7	53	17.9	0.3
1090 MHz	11.2	684	2.29	-7	60	17.9	0.3
1215 MHz	11.2	721	2.29	-14	63	18.1	0.4

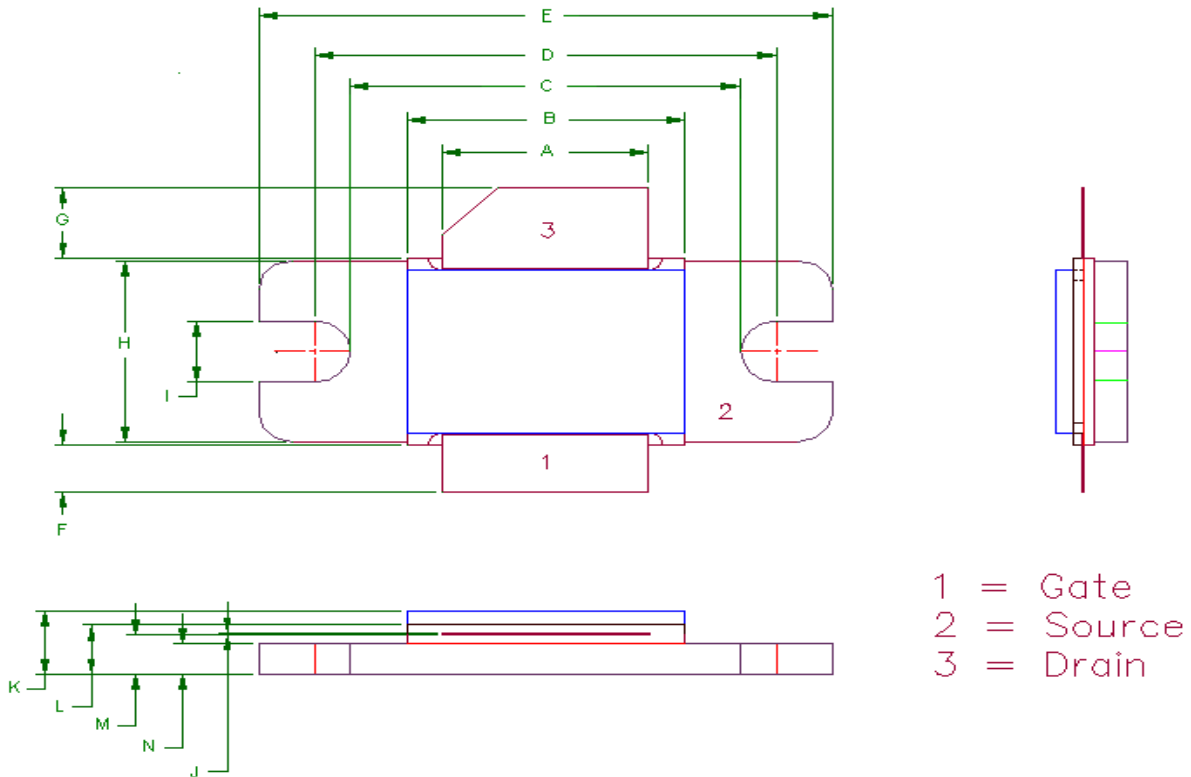


For the most current data, consult MICROSEMI's website: [www.MICROSEMI.com](http://www.MICROSEMI.com)  
Specifications are subject to change, consult the RFIS factory at (408) 986-8031 for the latest information

# 0912GN-650V

650 Watts - 50 Volts, 128  $\mu$ s, 10%  
Broad Band Data Link 960 - 1215 MHz

## 55-KR PACKAGE DIMENSION



Dimension	Min (mil)	Min (mm)	Max (mil)	Max (mm)
A	370	9.40	372	9.44
B	498	12.65	500	12.7
C	700	17.78	702	17.83
D	830	21.08	832	21.13
E	1030	26.16	1032	26.21
F	101	2.56	102	2.59
G	151	3.84	152	3.86
H	385	9.78	387	9.83
I	130	3.30	132	3.35
J	003	.076	004	0.10
K	135	3.43	137	3.48
L	105	2.67	107	2.72
M	085	2.16	86	2.18
N	065	1.65	66	1.68

For the most current data, consult MICROSEMI's website: [www.MICROSEMI.com](http://www.MICROSEMI.com)  
Specifications are subject to change, consult the RFIS factory at (408) 986-8031 for the latest information



---

# 0912GN-650V

650 Watts - 50 Volts, 128  $\mu$ s, 10%  
Broad Band Data Link 960 - 1215 MHz

---

*The information contained in the document is PROPRIETARY AND CONFIDENTIAL information of Microsemi and cannot be copied, published, uploaded, posted, transmitted, distributed or disclosed or used without the express duly signed written consent of Microsemi. If the recipient of this document has entered into a disclosure agreement with Microsemi, then the terms of such Agreement will also apply. This document and the information contained herein may not be modified, by any person other than authorized personnel of Microsemi. No license under any patent, copyright, trade secret or other intellectual property right is granted to or conferred upon you by disclosure or delivery of the information, either expressly, by implication, inducement, estoppels or otherwise. Any license under such intellectual property rights must be approved by Microsemi in writing signed by an officer of Microsemi.*

*Microsemi reserves the right to change the configuration, functionality and performance of its products at anytime without any notice. This product has been subject to limited testing and should not be used in conjunction with life-support or other mission-critical equipment or applications. Microsemi assumes no liability whatsoever, and Microsemi disclaims any express or implied warranty, relating to sale and/or use of Microsemi products including liability or warranties relating to fitness for a particular purpose, merchantability, or infringement of any patent, copyright or other intellectual property right. The product is subject to other terms and conditions which can be located on the Web at <http://www.microsemi.com/legal/tnc.asp>.*

#### Revision History

Revision Level / Date	Para. Affected	Description
01 / June 2013	-	Initial Preliminary Release

For the most current data, consult MICROSEMI's website: [www.MICROSEMI.com](http://www.MICROSEMI.com)  
Specifications are subject to change, consult the RFIS factory at [\(408\) 986-8031](tel:4089868031) for the latest information



*For the most current data, consult MICROSEMI's website: [www.MICROSEMI.com](http://www.MICROSEMI.com)  
Specifications are subject to change, consult the RFIS factory at [\(408\) 986-8031](tel:4089868031) for the latest information*