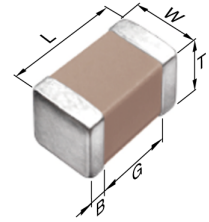


CGA5L4X7R2J333K160AE



TDK item description CGA5L4X7R2J333KT***S

| | |
|---------------------|---------------------------|
| Applications | Automotive Grade |
| Feature | Mid Voltage (100 to 630V) |
| | Soft Termination |
| | AEC-Q200 |
| Series | CGA5(3216) [EIA 1206] |
| Status | Production |



Dimensions in mm

| Size | |
|-------------------------------|------------------------------------|
| Length(L) | 3.20mm +0.40,-0.20mm |
| Width(W) | 1.60mm +0.30,-0.20mm |
| Thickness(T) | 1.60mm +0.30,-0.20mm |
| Terminal Width(B) | 0.20mm Min. |
| Terminal Spacing(G) | 1.00mm Min. |
| Recommended Land Pattern (PA) | 2.10mm to 2.50mm(Flow Soldering) |
| | 2.00mm to 2.40mm(Reflow Soldering) |
| Recommended Land Pattern (PB) | 1.10mm to 1.30mm(Flow Soldering) |
| | 1.00mm to 1.20mm(Reflow Soldering) |
| Recommended Land Pattern (PC) | 1.00mm to 1.30mm(Flow Soldering) |
| | 1.10mm to 1.60mm(Reflow Soldering) |

| Electrical Characteristics | |
|------------------------------|-----------|
| Capacitance | 33nF ±10% |
| Rated Voltage | 630VDC |
| Temperature Characteristic | X7R(±15%) |
| Dissipation Factor (Max.) | 3% |
| Insulation Resistance (Min.) | 10000MΩ |

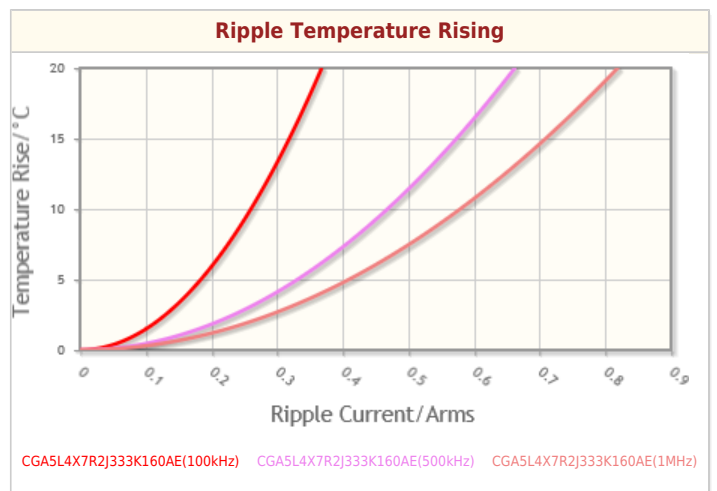
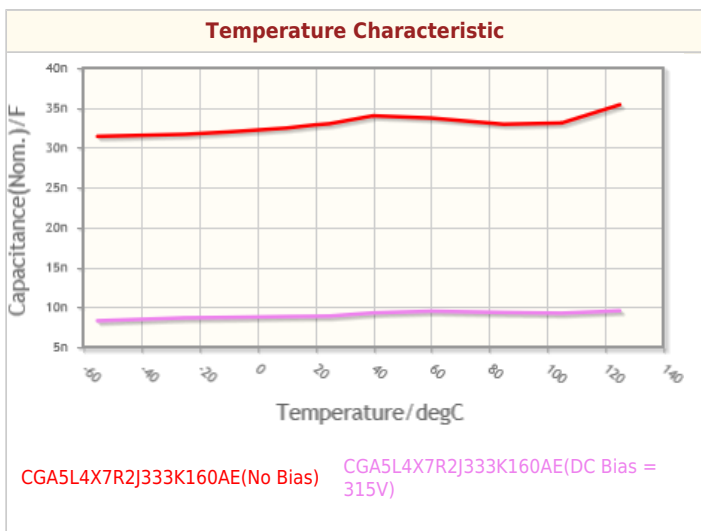
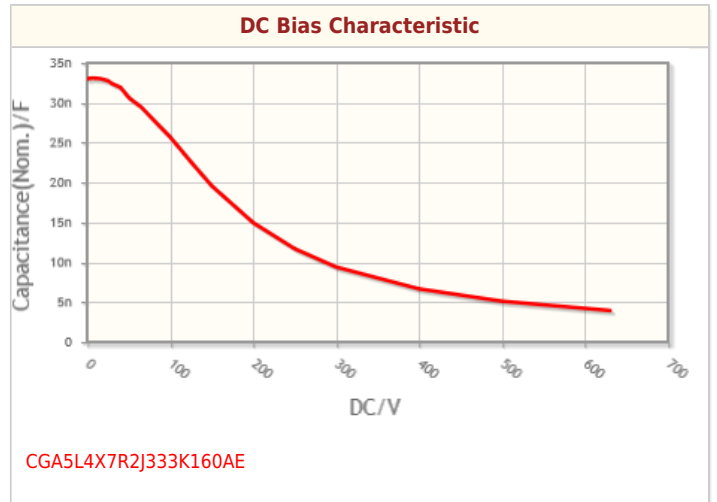
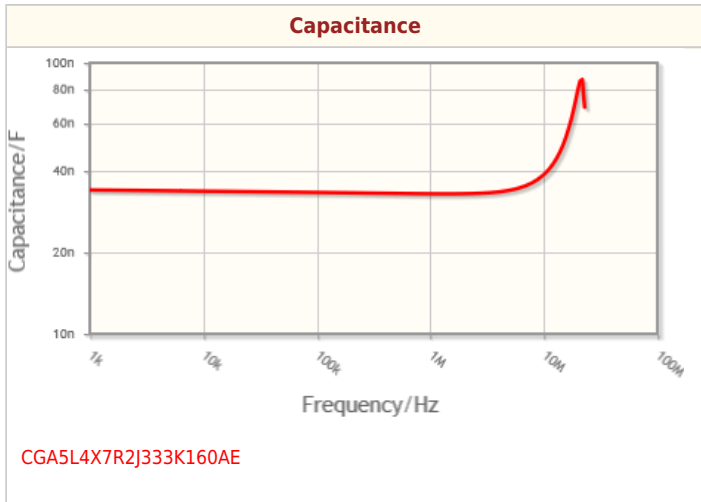
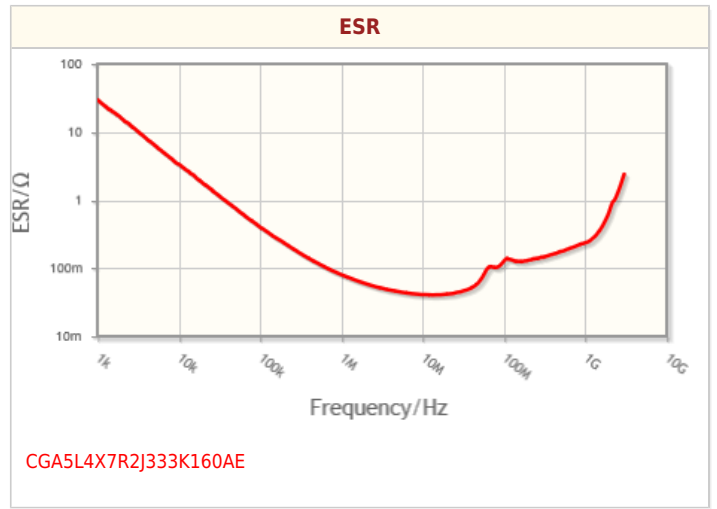
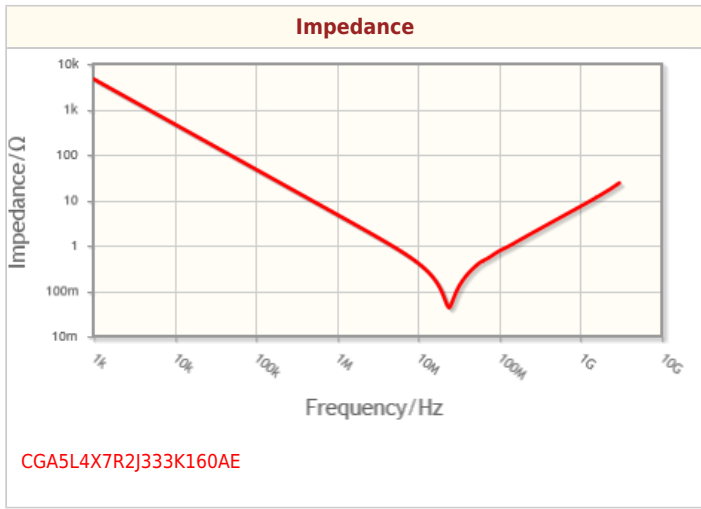
| Other | |
|------------------|--------------------------------------|
| Soldering Method | Wave (Flow) |
| | Reflow |
| AEC-Q200 | Yes |
| Packing | Blister (Plastic)Taping [180mm Reel] |
| Package Quantity | 2000pcs |

! Images are for reference only and show exemplary products.
! This PDF document was created based on the data listed on the TDK Corporation website.
! All specifications are subject to change without notice.

CGA5L4X7R2J333K160AE



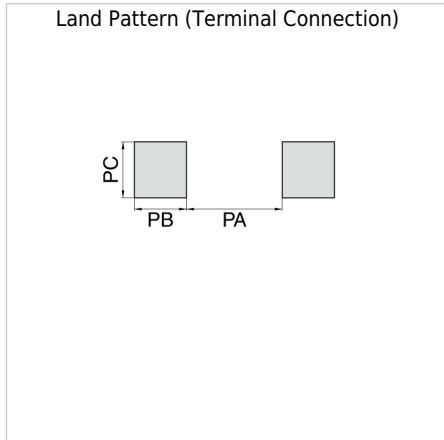
Characteristic Graphs(This is reference data, and does not guarantee the products characteristics.)



! Images are for reference only and show exemplary products.
! This PDF document was created based on the data listed on the TDK Corporation website.
! All specifications are subject to change without notice.



Associated Images



! Images are for reference only and show exemplary products.
! This PDF document was created based on the data listed on the TDK Corporation website.
! All specifications are subject to change without notice.