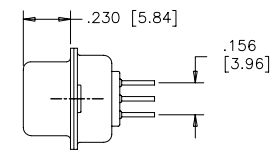
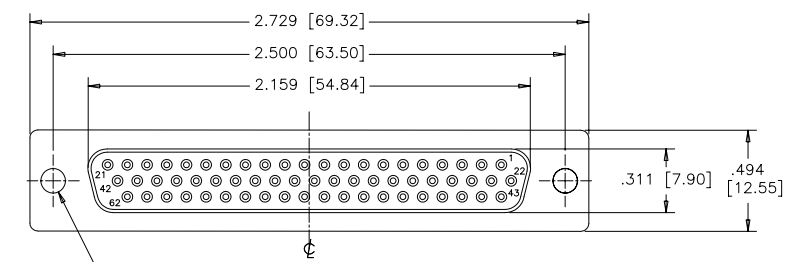


REVISIONS			
REV	ECN, ERN NO.	DATE	APPRD.
A	PRODUCT DRAWING (EAR 12956)	JUL26/06	K.L.



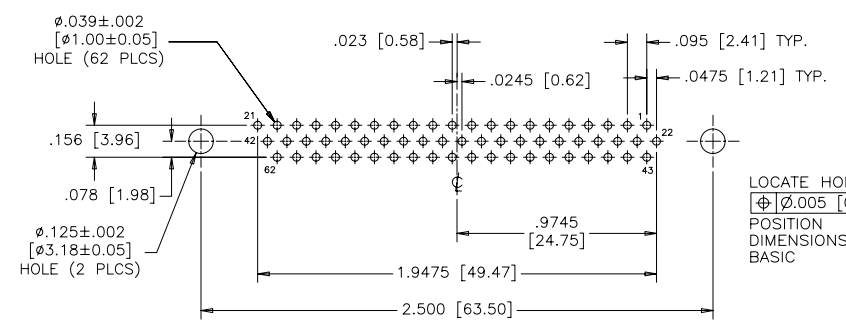
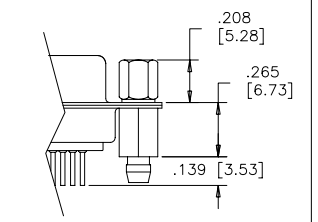
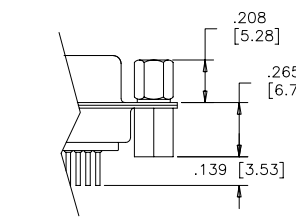
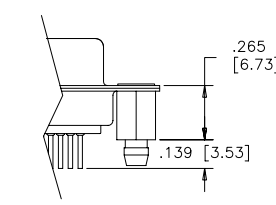
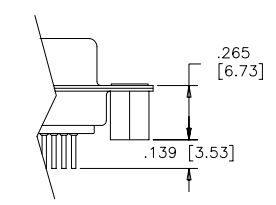
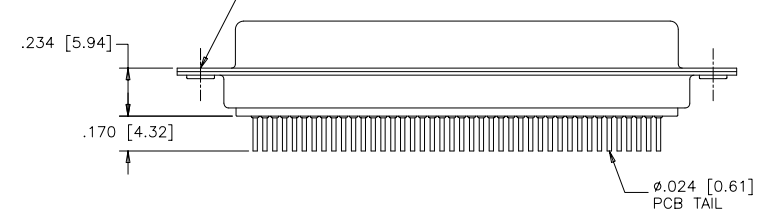
TERMINATION-MTG\_OPTION\_030  
 .120 [3.05] DIA. THROUGH HOLES (2 PLACES), SEE ORDERING CODE.

TERMINATION-MTG\_OPTION\_130  
 VERTICAL MOUNT, #4-40 UNC THREADED THROUGH STANDOFFS

TERMINATION-MTG\_OPTION\_132  
 VERTICAL MOUNT, #4-40 UNC STANDOFFS WITH BOARDLOCKS

TERMINATION-MTG\_OPTION\_230  
 VERTICAL MOUNT, #4-40 UNC HEX JACK SOCKETS, STANDOFFS

TERMINATION-MTG\_OPTION\_232  
 VERTICAL MOUNT, #4-40 UNC HEX JACK SOCKETS, STANDOFFS WITH BOARDLOCKS



LOCATE HOLES  
 [±] .005 [0.13]  
 POSITION DIMENSIONS ARE BASIC

RECOMMENDED P.C.B LAYOUT  
 (COMPONENT SIDE OF BOARD)

ORDERING CODE:

PART NUMBER: 1 7 E H D - 0 6 2 S X X - X 3 X

SERIES

NUMBER OF CONTACTS  
 062

STYLE  
 S=SOCKET

TERMINATION-MOUNTING OPTIONS

- 030=VERTICAL MOUNT,  $\phi$ .120 [3.05] THROUGH HOLE
- 130=VERTICAL MOUNT, #4-40 UNC STANDOFFS
- 132=VERTICAL MOUNT, #4-40 UNC STANDOFFS WITH BOARDLOCKS
- 230=VERTICAL MOUNT, #4-40 UNC HEX JACK SOCKETS, STANDOFFS
- 232=VERTICAL MOUNT, #4-40 UNC HEX JACK SOCKETS, STANDOFFS WITH BOARDLOCKS

CONTACT PLATING OPTIONS

- AA=ENGAGEMENT AREA  $3\mu$ " [0.08 MICRONS] GOLD FLASH
- CH=ENGAGEMENT AREA  $15\mu$ " [0.38 MICRONS] GOLD
- AM=ENGAGEMENT AREA  $30\mu$ " [0.76 MICRONS] GOLD

SPECIFICATIONS:

- MATERIALS: ALL MATERIALS ARE RoHS COMPLIANT
- SHELL: STEEL, TIN PLATED
- INSERTS: HIGH TEMPERATURE RESISTANT NYLON, GLASS REINFORCED, UL FLAMMABILITY RATING 94V-0, COLOUR: BLACK
- CONTACTS: COPPER ALLOY, GOLD PLATING (SEE ORDERING CODE) OVER  $50\mu$ " [1.27 MICRONS] NICKEL ON ENGAGEMENT AREA WITH  $100\mu$ " [2.54 MICRONS] MIN. MATTE TIN ON CONTACT TERMINALS.
- BOARDLOCK: COPPER ALLOY, TIN PLATED

ELECTRICAL DATA:

- CURRENT RATING: 3 AMP
- CONTACT RESISTANCE: 15 MILLIOHMS MAX.
- INSULATION RESISTANCE: 3000 MEGOHMS MIN.
- DIELECTRIC WITHSTANDING VOLTAGE: 1000 VAC rms
- OPERATING TEMPERATURE: -55°C TO +105°C

DRAWN	E.CHEN	DATE	JUN27/06
DESIGNED			
CHECKED	K.LAMBIE	DATE	JUL26/06
I. E. APPRD.			
Q. A. APPRD.			
DWG. APPRD.			
ENG. REL. NO.		DWG	DRAWING NO.
REF.	EAR 12955	C	P-17EHD-062SXX-X3X
DIMENSIONS ARE IN INCHES [mm]		SCALE	2/1
CODE ID. NO.		WT.	
03554		SURF.	
		SHEET	1 OF 1

Amphenol Canada Corp.

TITLE 17EHD SERIES HIGH DENSITY D-SUB CONNECTOR, 62 SIZE SOCKET, VERTICAL PCB MOUNT CONTACTS, PLATING & MOUNTING OPTIONS, RoHS COMPLIANT

THIS DOCUMENT CONTAINS PROPRIETARY INFORMATION AND SUCH INFORMATION MAY NOT BE DISCLOSED TO OTHERS FOR ANY PURPOSE OR USED FOR MANUFACTURING PURPOSES WITHOUT WRITTEN PERMISSION FROM AMPHENOL CANADA CORP.