

REVISIONS			
REV	ECN, ERN NO.	DATE	APPRD.
C	PRODUCT DRAWING (EAR 12992)	DEC13/06	K.L.

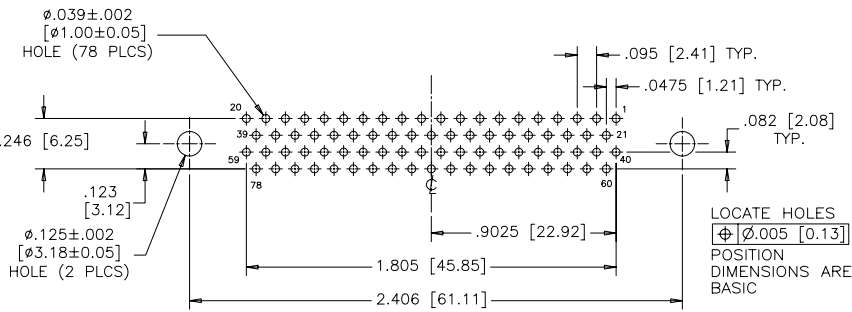
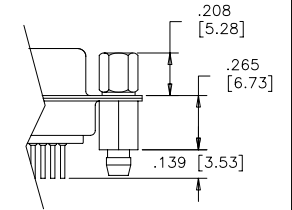
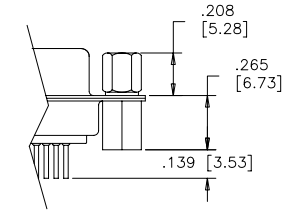
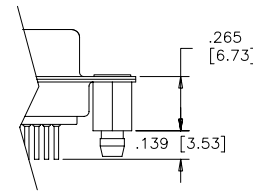
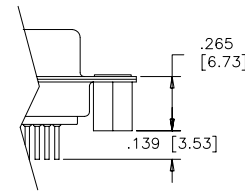
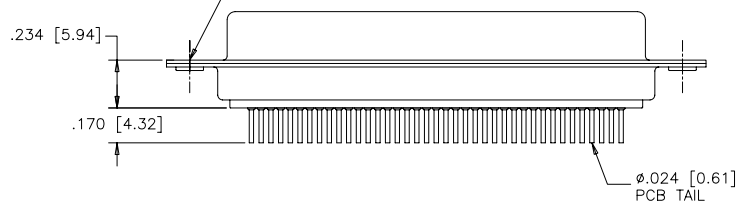
**TERMINATION-MTG OPTION 030**  
 .120 [3.05] DIA. THROUGH HOLES (2 PLCS), SEE ORDERING CODE.

**TERMINATION-MTG OPTION 130**  
 VERTICAL MOUNT, #4-40 UNC THREADED THROUGH STANDOFFS

**TERMINATION-MTG OPTION 132**  
 VERTICAL MOUNT, #4-40 UNC STANDOFFS WITH BOARDLOCKS

**TERMINATION-MTG OPTION 230**  
 VERTICAL MOUNT, #4-40 UNC HEX JACK SOCKETS, STANDOFFS

**TERMINATION-MTG OPTION 232**  
 VERTICAL MOUNT, #4-40 UNC HEX JACK SOCKETS, STANDOFFS WITH BOARDLOCKS



RECOMMENDED P.C.B LAYOUT  
 (COMPONENT SIDE OF BOARD)

**ORDERING CODE:**

PART NUMBER: 1 7 E H D - 0 7 8 S X X - X 3 X

**SERIES**

NUMBER OF CONTACTS  
 078

STYLE  
 S=SOCKET

**TERMINATION-MOUNTING OPTIONS**

- 030=VERTICAL MOUNT, Ø.120 [3.05] THROUGH HOLE
- 130=VERTICAL MOUNT, #4-40 UNC STANDOFFS
- 132=VERTICAL MOUNT, #4-40 UNC STANDOFFS WITH BOARDLOCKS
- 230=VERTICAL MOUNT, #4-40 UNC HEX JACK SOCKETS, STANDOFFS
- 232=VERTICAL MOUNT, #4-40 UNC HEX JACK SOCKETS, STANDOFFS WITH BOARDLOCKS

**CONTACT PLATING OPTIONS**

- AA=ENGAGEMENT AREA 3µ" [0.08 MICRONS] GOLD FLASH
- CH=ENGAGEMENT AREA 15µ" [0.38 MICRONS] GOLD
- AM=ENGAGEMENT AREA 30µ" [0.76 MICRONS] GOLD

**SPECIFICATIONS:**

**MATERIALS:** ALL MATERIALS ARE RoHS COMPLIANT

**SHELL:** STEEL, TIN PLATED

**INSERTS:** HIGH TEMPERATURE RESISTANT NYLON, GLASS REINFORCED, UL FLAMMABILITY RATING 94V-0, COLOUR: BLACK

**CONTACTS:** COPPER ALLOY, GOLD PLATING (SEE ORDERING CODE) OVER 50µ" [1.27 MICRONS] NICKEL ON ENGAGEMENT AREA WITH 100µ" [2.54 MICRONS] MIN. MATTE TIN ON CONTACT TERMINALS.

**BOARDLOCK:** COPPER ALLOY, TIN PLATED

**ELECTRICAL DATA:**

**CURRENT RATING:** 3 AMP

**CONTACT RESISTANCE:** 15 MILLIOHMS MAX.

**INSULATION RESISTANCE:** 3000 MEGOHMS MIN.

**DIELECTRIC WITHSTANDING VOLTAGE:** 1000 VAC rms

**OPERATING TEMPERATURE:** -55°C TO +105°C

DRAWN	E.CHEN	DATE	JUN27/06
DESIGNED			
CHECKED	K.LAMBIE	DATE	JUL26/06
I. E. APPRD.			
Q. A. APPRD.			
DWG. APPRD.			
ENG. REL. NO.			
REF.	EAR 12956		
DIMENSIONS ARE IN	CODE ID. NO.		
INCHES [mm]	03554		

**Amphenol Canada Corp.**

TITLE: 17EHD SERIES HIGH DENSITY D-SUB CONNECTOR, 78 SIZE SOCKET, VERTICAL PCB MOUNT CONTACTS, PLATING & MOUNTING OPTIONS, RoHS COMPLIANT

DWG	DRAWING NO.	REV.
C	P-17EHD-078SXX-X3X	C
DIMENSIONS ARE IN	SCALE	WT.
INCHES [mm]	2/1	-----
CODE ID. NO.	SURF.	SHEET
03554	-----	1 OF 1

THIS DOCUMENT CONTAINS PROPRIETARY INFORMATION AND SUCH INFORMATION MAY NOT BE DISCLOSED TO OTHERS FOR ANY PURPOSE OR USED FOR MANUFACTURING PURPOSES WITHOUT WRITTEN PERMISSION FROM AMPHENOL CANADA CORP.