



## 肖特基二极管 Schottky Rectifier

### ■特征 Features

- $I_o$  5.0A
- $V_{RRM}$  20V-200V
- 耐正向浪涌电流能力高  
High surge current capability
- 封装: 模压塑料  
Cases: Molded plastic

### ■用途 Applications

- 整流用 Rectifier

### ■极限值 (绝对最大额定值)

#### Limiting Values (Absolute Maximum Rating)

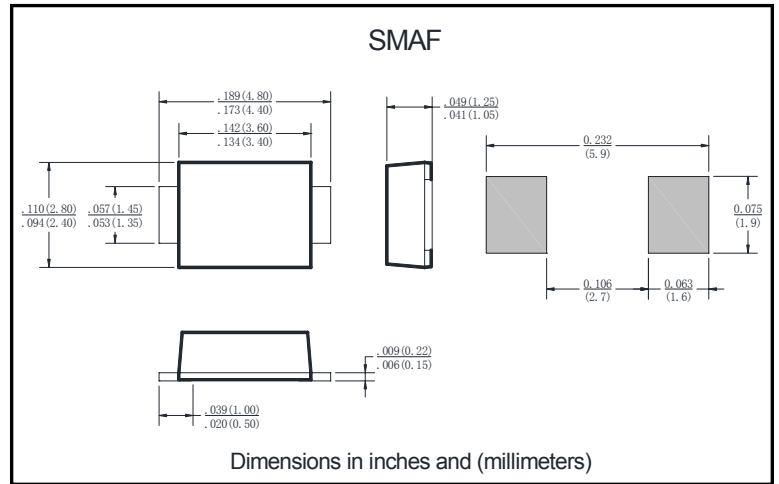
参数名称 Item	符号 Symbol	单位 Unit	测试条件 Test Conditions	S 52F	S 53F	S 54F	S 55F	S 56F	S 58F	S 510F	S 515F	S 520F
反向重复峰值电压 Repetitive Peak Reverse Voltage	$V_{RRM}$	V		20	30	40	50	60	80	100	150	200
正向平均电流 Average Forward Current	$I_{F(AV)}$	A	正弦半波 60Hz, 电阻负载, TL(Fig.1) 60HZ Half-sine wave, Resistance load, TL(Fig.1)	5.0								
正向(不重复)浪涌电流 Surge(Non-repetitive)Forward Current	$I_{FSM}$	A	正弦半波 60Hz, 一个周期, $T_a=25^\circ\text{C}$ 60Hz Half-sine wave, 1 cycle, $T_a=25^\circ\text{C}$	130								
结温 Junction Temperature	$T_J$	$^\circ\text{C}$		-55 ~ +125				-55~+150				
储存温度 Storage Temperature	$T_{STG}$	$^\circ\text{C}$		-55 ~ +150								

### ■电特性 (Ta=25°C 除非另有规定)

#### Electrical Characteristics (Ta=25°C Unless otherwise specified)

参数名称 Item	符号 Symbol	单位 Unit	测试条件 Test Condition	S 52F	S 53F	S 54F	S 55F	S 56F	S 58F	S 510F	S 515F	S 520F
正向峰值电压 Peak Forward Voltage	$V_F$	V	$I_F=5.0A$	0.55		0.60	0.70		0.85		0.90	
反向漏电流 Peak Reverse Current	$I_{RRM1}$	mA	$V_{RM}=V_{RRM}$	$T_a=25^\circ\text{C}$								
	$I_{RRM2}$		$T_a=100^\circ\text{C}$									
热阻(典型) Thermal Resistance(Typical)	$R_{\theta J-A}$	$^\circ\text{C}/\text{W}$	结和环境之间 Between junction and ambient	0.5								
	$R_{\theta J-L}$		结和终端之间 Between junction and terminal	2)								

### ■外形尺寸和印记 Outline Dimensions and Mark



## ■特性曲线（典型） Characteristics(Typical)

图1: 正向电流降额曲线  
FIG.1: FORWARD CURRENT DERATING CURVE

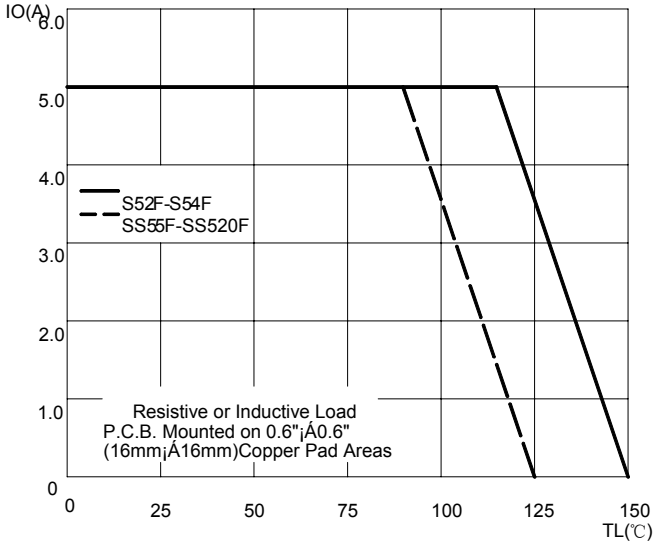


图2: 最大正向浪涌冲击耐受力  
FIG.2: MAXIMUM NON-REPETITIVE FORWARD URGE CURRENT

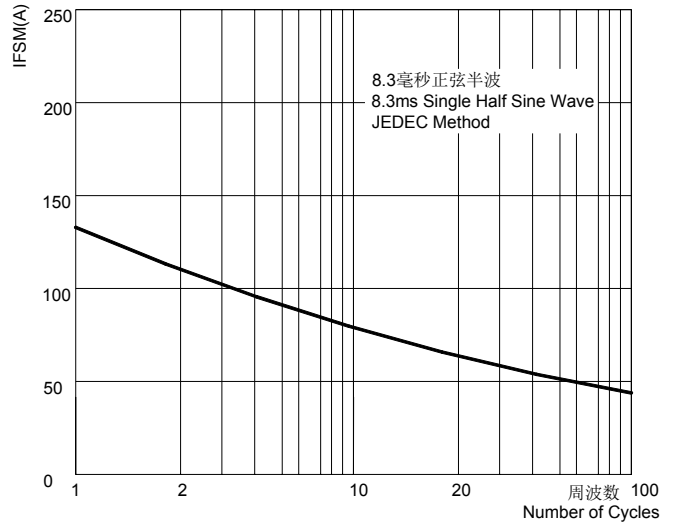


图3: 典型正向特性曲线  
FIG.3: TYPICAL FORWARD CHARACTERISTICS

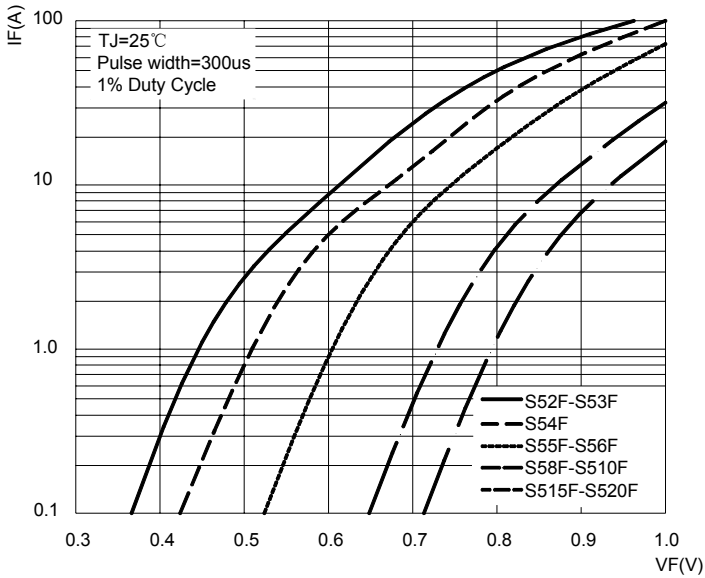


图4: 典型反向特性曲线  
FIG.4: TYPICAL REVERSE CHARACTERISTICS

