


# TSR-3361

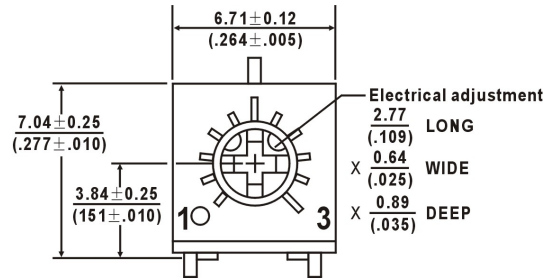
**DISCONTINUED**



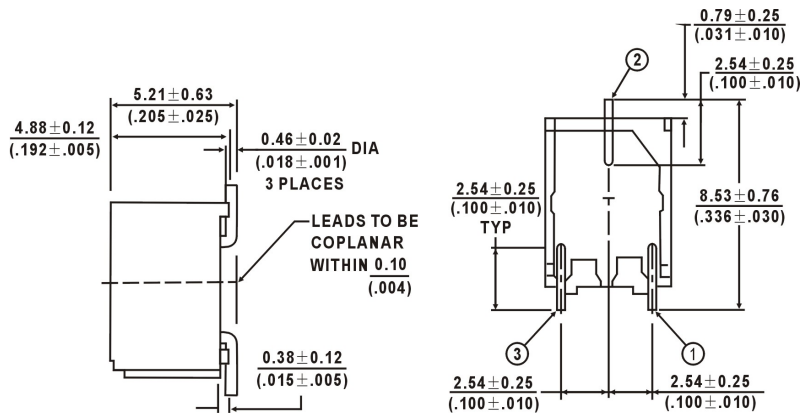
電氣特性 Electrical Characteristics	
Standard Resistance Range	10Ω - 2MΩ (see standard resistance table)
Resistance Tolerance	±10% std (tighter tolerance available)
Absolute Minimum Resistance	1% or 2 ohms (whichever is greater)
Contact Resistance Variation	3% or 3 ohms max (whichever is greater)
<b>Adjustability</b>	
Voltage	±5%
Resistance	±0.15%
Resolution	infinite
Insulation Resistance	500vdc 1,000 megohms min
<b>Dielectric Strength</b>	
Sea Level	900 vac
80,000 Feet	350 vac
Adjustment Angle	240° nom

### Common Dimensions

TSR-3361P



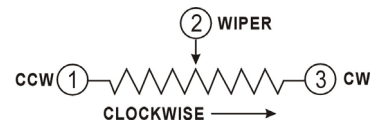
環境特性 Environmental Characteristics	
Maximum Soldering Exposure (Temp/Time)	+245°C / 10 seconds. Can meet +260°C / 10 seconds if special request
Power Rating (300 volts max)	70°C -0.5 watt & 125°C -0 watt
Temperature Range	-55°C to +125°C
Seal Test	85°C Fluorinert
Humidity	MIL-STD-202 Method 103 96 hours (2% TR; 10 Megohms IR)
Vibration	30 G (1% TR; 1% VR)
Shock	100 G (1% TR; 1% VR)
Load Life	1000 hours 0.5 watt @70°C (3% TR; 3% or 3 ohms, whichever is greater CRV)
Rotational Life	200 cycles (4% TR; 3% or 3 ohms, whichever is greater CRV)



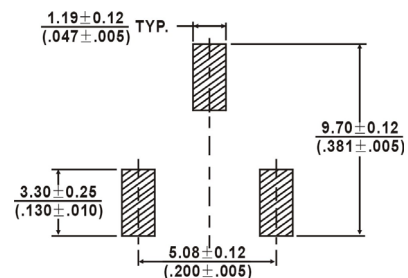
物理特性 Physical Characteristics	
Mechanical Angle	270° nom
Toque	3.0oz-in. max
Stop Strength	7.0oz-in. max
Terminals	Solderable pins
Weight	0.02 oz
Marking	Resistance Code, Terminal numbers, manufacturers model number style
Wiper	50% (Actual TR) ±10%
Flammability	UL 94V-0
Standard Packaging	1,000 per reel
Adjustment Tool	H-90

TOLERANCES: ±0.25 (0.010) EXCEPT WHERE NOTED

DIMENSIONS ARE:      MM  
(INCHES)



### Recommended Land Pattern



Note: Specification are subject to change without notice. For more detail and update, please visit our website.