



1F1G THRU 1F7G

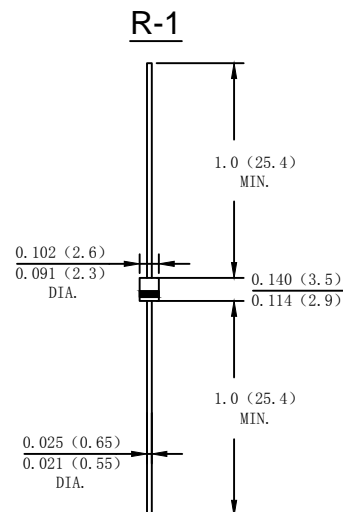
1.0 AMP Glass Fast Recovery Rectifiers

Features

- Low leakage
- High current capability
- Fast switching for high efficiency
- Flammability classification 94V-0 utilizing

Mechanical Data

- Case: Molded plastic R-1
- Terminals: Axial leads solderable to MIL-STD-202, Method 208
- Polarity: Color band denotes cathode end
- Mounting Position: Any



Dimensions in inches and (millimeters)

Maximum Ratings and Electrical Characteristics

Rating at 25°C ambient temperature unless otherwise specified

Single phase, half wave, 60Hz, resistive or inductive load

For capacitive load derate current by 20%

Type Number	SYMBOL	1F1G	1F2G	1F3G	1F4G	1F5G	1F6G	1F7G	Unit
Maximum Recurrent Peak Reverse Voltage	V_{RM}	50	100	200	400	600	800	1000	V
Maximum RMS Voltage	V_{RMS}	35	70	140	280	420	560	700	V
Maximum DC Blocking Voltage	V_{DC}	50	100	200	400	600	800	1000	V
Average Rectified Output Current (Note 1) @ $T_A = 75^\circ C$	I_o	1.0							A
Peak Forward Surge Current 8.3ms Single half sine-wave superimposed on rated load (JEDEC Method)	I_{FSM}	25							A
Forward Voltage @ $I_F = 1.0A$	V_{FM}	1.3							V
Peak Reverse Current @ $T_A = 25^\circ C$	I_R	5.0							uA
At Rated DC Blocking Voltage @ $T_A = 100^\circ C$		100							
Maximum Reverse Recovery Time (Note 2)	T_{RR}	150			250	500		nS	
Typical Junction Capacitance (Note 3)	C_j	12							pF
Typical Thermal Resistance Junction to Ambient	$R_{\theta JA}$	65							$^\circ C/W$
Operating Temperature Range	T_j	-65 to + 150							$^\circ C$
Storage Temperature Range	T_{STG}	-65 to + 150							$^\circ C$

Note: 1. Leads maintained at ambient temperature at a distance of 9.5mm from the case

2. Reverse Recovery Test Conditions: $I_F = 0.5A$, $I_R = 1.0A$, $IRR = 0.25A$

3. Measured at 1.0 MHz and Applied reverse Voltage of 4.0V D.C



1F1G THRU 1F7G

Fig. 1-FORWARD CURRENT DERATING CURVE

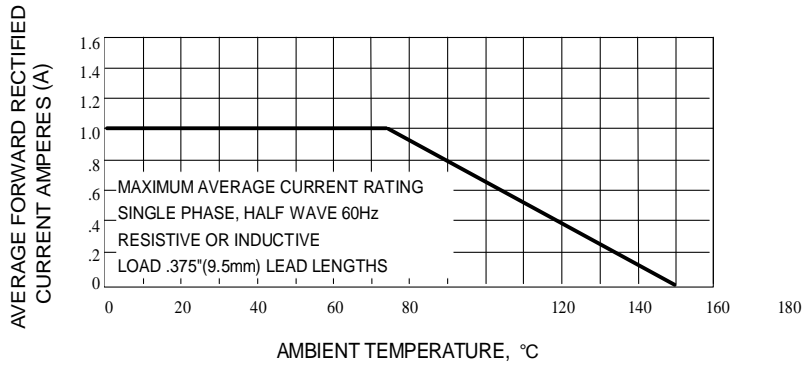


Fig. 2-TYPICAL INSTANTANEOUS FORWARD CHARACTERISTICS

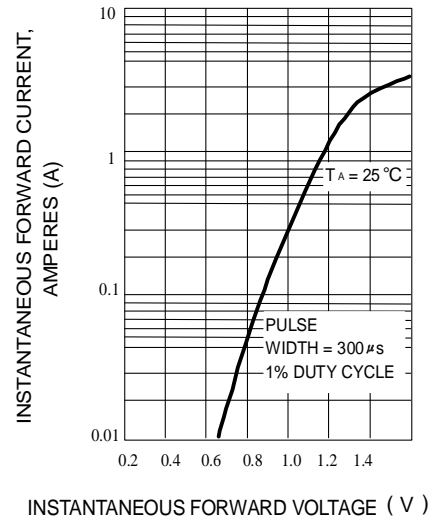


Fig.3-PEAK FORWARD SURGE CURRENT

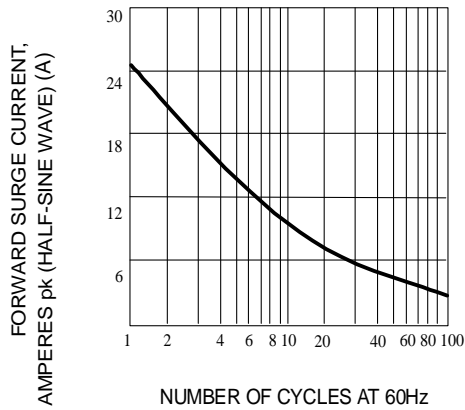


Fig.4-TYPICAL JUNCTION CAPACITANCE

