

RoHS Compliant Product
A suffix of "-C" specifies halogen & lead-free

FEATURES

- High Current Capability
- High Surge Current Capability
- Component in Accordance to RoHs 2002/95/EC
- Low Reverse Current

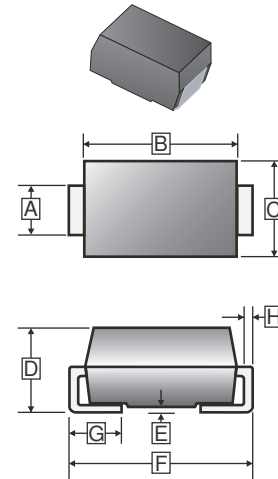
MECHANICAL DATA

- Case: Molded Plastic. UL Flammability Classification Rating 94V-0
- Terminals: Lead Free Plating (Tin Finish) Solderable per MIL-STD-202 method 208
- Polarity: Cathode Band

PACKAGE INFORMATION

Package	MPQ	Leader Size
SMB	3K	13 inch

SMB



REF.	Millimeter		REF.	Millimeter	
	Min.	Max.		Min.	Max.
A	1.85	2.20	E	0.1	0.203
B	4.00	4.75	F	5.08	5.59
C	3.25	3.94	G	0.75	1.52
D	1.99	2.61	H	0.15	0.305

MAXIMUM RATINGS AND ELECTRICAL CHARACTERISTICS (T_A=25°C, unless otherwise noted.)

Parameter	Symbol	Rating	Unit
Maximum Repetitive Peak Reverse Voltage	V _{RRM}	200	V
Maximum RMS Voltage	V _{RMS}	140	V
Maximum DC Blocking Voltage	V _{DC}	200	V
Maximum Average Forward Rectified Current	I _F	5	A
Peak Forward Surge Current@8.3ms single half sine-wave superimposed on rated load	I _{FSM}	80	A
Maximum Instantaneous Forward Voltage	I _F =2A	0.66	V
	I _F =5A	0.82	
Maximum DC Reverse Current at Rated DC Blocking Voltage	T _A =25°C	0.2	mA
	T _A =100°C	10	
Typical Junction Capacitance ¹	C _J	720	pF
Typical Thermal Resistance from Junction to Case	R _{θJC}	20	°C/W
Operating Junction and Storage Temperature Range	T _J , T _{STG}	-55~150	°C

Notes:

1. Measured at 1MHz and applied reverse voltage of 4V D.C.

CHARACTERISTIC CURVES

FIG. 1-Typical Forward Current Derating Curve

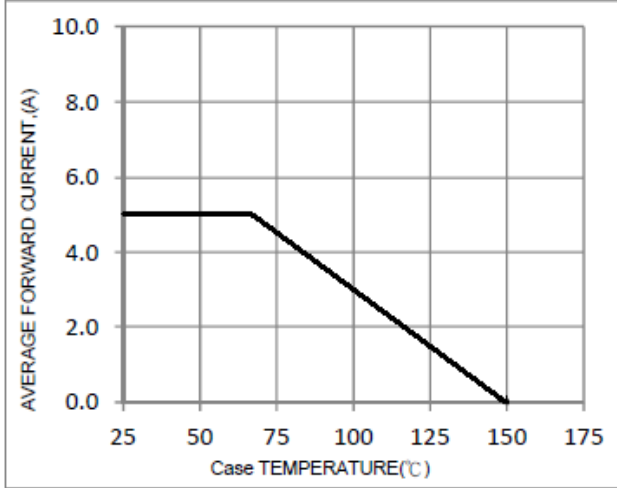


FIG. 2-Typical Forward Characteristics

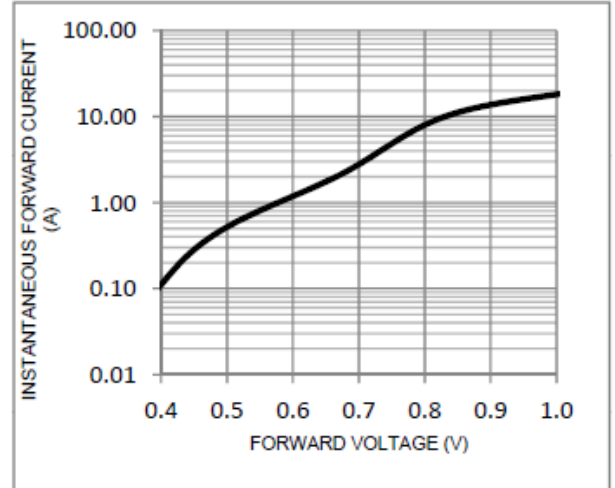


FIG. 3-Maximum Non-Repetitive Forward Surge Current

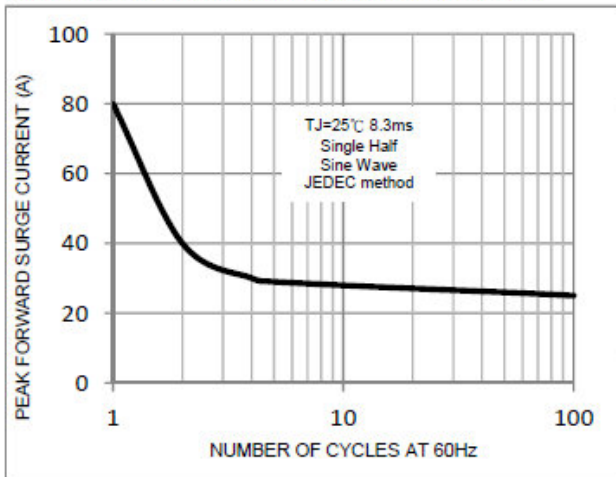


FIG. 4-Typical Reverse Characteristics

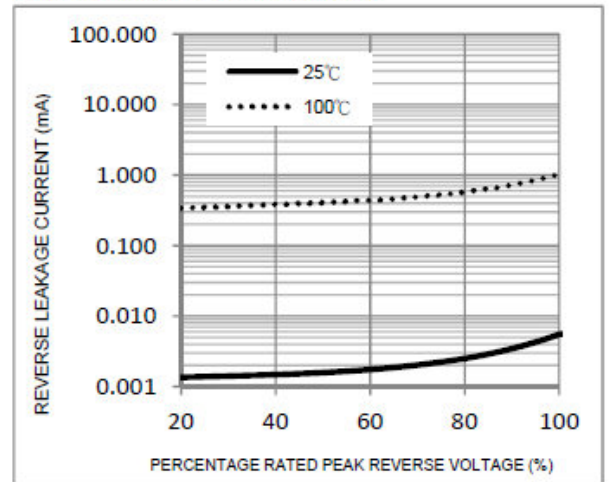


FIG. 5-Typical Junction Capacitance

