

SRS50-HAV0-K22

SRS/SRM50

MOTOR FEEDBACK SYSTEMS ROTARY HIPERFACE®

SICK
Sensor Intelligence.




Illustration may differ



Ordering information

| Type | Part no. |
|----------------|----------|
| SRS50-HAV0-K22 | 1037062 |

Other models and accessories → www.sick.com/SRS_SRM50

Detailed technical data

Performance

| | |
|---|--|
| Number of sine/cosine periods per revolution | 1,024 |
| Number of the absolute ascertainable revolutions | 1 |
| Total number of steps | 32,768 |
| Measuring step | 0.3 Winkelsekunden For interpolation of the sine/cosine signals with, e. g., 12 bits |
| Integral non-linearity typ. | ± 45 Winkelsekunden, Error limits for evaluating sine/cosine period, without mechanical tension of the stator coupling |
| Differential non-linearity | ± 7 Winkelsekunden, Non-linearity within a sine/cosine period |
| Operating speed | 6,000 min ⁻¹ , up to which the absolute position can be reliably produced |

Interfaces

| | |
|--|---|
| Type of code for the absolute value | Binary |
| Code sequence | Increasing, when turning the shaft For clockwise rotation, looking in direction "A" (see dimensional drawing), for clockwise shaft rotation, looking in direction "A" (see dimensional drawing) |
| Communication interface | HIPERFACE® |
| Available memory area | 1,792 Byte |

Electrical data

| | |
|---|-----------------------|
| Supply voltage range | 7 V DC ... 12 V DC |
| Recommended supply voltage | 8 V DC |
| Operating power consumption (no load) | ≤ 80 mA ¹⁾ |
| Output frequency for sine/cosine signals | 0 kHz ... 200 kHz |

¹⁾ Without load.

Mechanical data

| | |
|---------------------------------------|---|
| Shaft version | Plug-in shaft |
| Flange type/stator coupling | Rubber support / Rubber support |
| Dimensions | See dimensional drawing |
| Weight | 0.2 g |
| Moment of inertia of the rotor | 10 gcm ² |
| Operating speed | 12,000 min ⁻¹ , 12,000 U/min |
| Angular acceleration | ≤ 200,000 rad/s ² |
| Operating torque | 0.2 Ncm |

| | |
|---|--|
| Start up torque | 0.4 Ncm |
| Permissible shaft movement, radial, static | ± 0.5 mm |
| Permissible shaft movement, radial, dynamic | ± 0.1 mm |
| Permissible shaft movement, axial, static | ± 0.75 mm |
| Permissible shaft movement, axial, dynamic | ± 0.2 mm |
| Angular motion perpendicular to the rotational axis, static | ± 0.005 mm/mm |
| Angular motion perpendicular to the rotational axis, dynamic | ± 0.0025 mm/mm |
| Life of ball bearings | 3.6 x 10 ⁹ revolutions |
| Connection type | Stranded cable, 8-wire, radial, 200 mm |

Ambient data

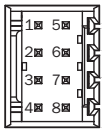
| | |
|--|---|
| Operating temperature range | -30 °C ... +115 °C |
| Storage temperature range | -40 °C ... +125 °C, without package |
| Relative humidity/condensation | 90 %, Condensation not permitted |
| Resistance to shocks | 100 g, 10 ms, 10 ms (according to EN 60068-2-27) |
| Frequency range of resistance to vibrations | 20 g, 10 Hz ... 2,000 Hz (according to EN 60068-2-6) |
| EMC | According to EN 61000-6-2 and EN 61000-6-3 ¹⁾ |
| Enclosure rating | IP40, with mating connector inserted (according to IEC 60529) |

¹⁾ The EMC according to the standards quoted is achieved when the motor feedback system is mounted in an electrically conductive housing, which is connected to the central earthing point of the motor controller via a cable screen. The GND (0V) connection of the supply voltage is also grounded here. If other screening concepts are used, users must perform their own tests.

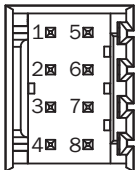
Classifications

| | |
|-----------------------|----------|
| ECl@ss 5.0 | 27270590 |
| ECl@ss 5.1.4 | 27270590 |
| ECl@ss 6.0 | 27270590 |
| ECl@ss 6.2 | 27270590 |
| ECl@ss 7.0 | 27270590 |
| ECl@ss 8.0 | 27270590 |
| ECl@ss 8.1 | 27270590 |
| ECl@ss 9.0 | 27270590 |
| ETIM 5.0 | EC001486 |
| ETIM 6.0 | EC001486 |
| UNSPSC 16.0901 | 41112113 |

PIN assignment

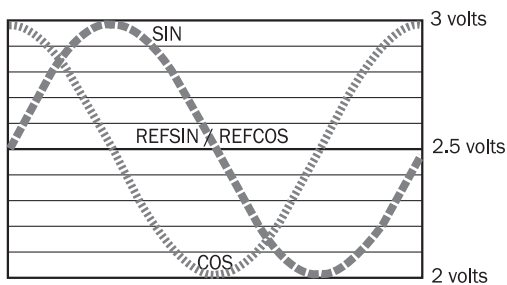


| PIN | Signal | Farbe der Adern | Erklärung |
|-----|----------------|-------------------|--------------------------------|
| 1 | U _S | rot | 7 ... 12 V Versorgungsspannung |
| 2 | GND | blau | Masseanschluss |
| 3 | REFSIN | braun | Prozessdatenkanal |
| 4 | REFCOS | schwarz | Prozessdatenkanal |
| 5 | Daten + | grau oder gelb | RS-485-Parameterkanal |
| 6 | Daten - | grün oder violett | RS-485-Parameterkanal |
| 7 | + SIN | weiß | Prozessdatenkanal |
| 8 | + COS | rosa | Prozessdatenkanal |



Diagram



Signal diagram for clockwise rotation of the shaft looking in direction "A" (see dimensional drawing) 1 period = 360 ° : 1024



Recommended accessories

Other models and accessories → www.sick.com/SRS_SRM50

| | Brief description | Type | Part no. |
|----------------------------|--|------------------|----------|
| Plug connectors and cables | | | |
| | Head A: cable Head B: cable Cable: HIPERFACE®, HIPERFACE®, drag chain use, PUR, halogen-free, shielded | LTG-2708-MW | 6028361 |
| | Head A: female connector, M23, 12-pin, straight Head B: male connector, M23, 17-pin, straight Cable: HIPERFACE®, unshielded, 1 m | DSL-2317-G01MJB2 | 2071328 |
| | Head A: female connector, JST, 8-pin, straight Head B: male connector, M23, 17-pin, straight Cable: HIPERFACE®, unshielded, 1 m | DSL-2317-G01MJB6 | 2071327 |
| | Head A: female connector, M12, 8-pin, straight Head B: male connector, M23, 17-pin, straight Cable: HIPERFACE®, unshielded, 1 m | DSL-2317-G01MJC1 | 2071329 |

| | Brief description | Type | Part no. |
|---|--|------------------|----------|
|  | Head A: female connector, terminal box, 8-pin, straight Head B: male connector, M23, 17-pin, straight Cable: HIPERFACE®, unshielded, 1 m | DSL-2317-G01MJC6 | 2071330 |
| Programming and configuration tools | | | |
|  | SVip® LAN programming tool for all motor feedback systems | PGT-11-S LAN | 1057324 |
| | SVip® WLAN programming tool for all motor feedback systems | PGT-11-S WLAN | 1067474 |

SICK AT A GLANCE

SICK is one of the leading manufacturers of intelligent sensors and sensor solutions for industrial applications. A unique range of products and services creates the perfect basis for controlling processes securely and efficiently, protecting individuals from accidents and preventing damage to the environment.

We have extensive experience in a wide range of industries and understand their processes and requirements. With intelligent sensors, we can deliver exactly what our customers need. In application centers in Europe, Asia and North America, system solutions are tested and optimized in accordance with customer specifications. All this makes us a reliable supplier and development partner.

Comprehensive services complete our offering: SICK LifeTime Services provide support throughout the machine life cycle and ensure safety and productivity.

For us, that is “Sensor Intelligence.”

WORLDWIDE PRESENCE:

Contacts and other locations –www.sick.com