



SMA Male to SMA Male Low Loss Test Cable 36 Inch Length Using PE-P142LL Coax, RoHS

RF Cable Assemblies Technical Data Sheet

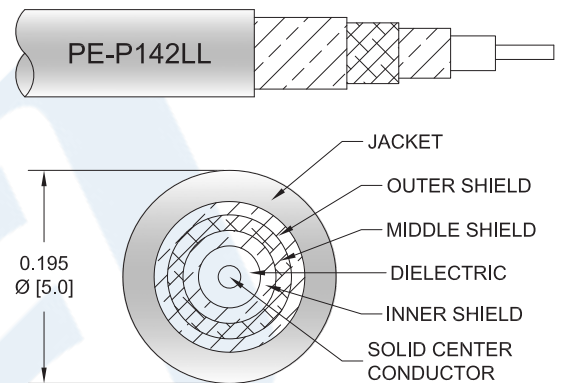
PE341-36

Configuration

- Connector 1: SMA Male
- Connector 2: SMA Male
- Cable Type: PE-P142LL

Features

- 83% Velocity of Propagation
- Shielding effectiveness > 95 dB
- Maximum VSWR is < 1.35:1 to 18 GHz
- Minimum Bend Radius of 1 inch
- Operating Temperature range of -55 to +125 °C
- ROHS and REACH Compliant
- Same day shipment of custom lengths
- 100% Continuity, Hi-Pot, and RF tested



Description

The PE340 series high performance test cable's 0.195 inch diameter and 83% phase velocity offer very low loss performance up to 18 GHz. The durable stainless steel connectors and FEP jacket provide a cost effective design ideal for test environments where a rugged cable assembly is required. The series is offered with Type N, TNC, and SMA connectors all rated to 18 GHz. A heavy duty boot provides improved strain relief and adds to the durability of the cable assemblies. These cable assemblies are built using a double shielded flexible cable, providing excellent shielding effectiveness of greater than 95 dB. All PE340 cable assemblies are 100% Continuity, Hi-POT, and RF tested to published specifications. Custom lengths are built to order and shipped same day.

Electrical Specifications

Description	Minimum	Typical	Maximum	Units
Frequency Range	DC		18	GHz
VSWR			1.35:1	
Velocity of Propagation		83		%
RF Shielding	95			dB
Capacitance		25 [82.02]		pF/ft [pF/m]

Click the following link (or enter part number in "SEARCH" on website) to obtain additional part information including price, inventory and certifications: [SMA Male to SMA Male Low Loss Test Cable 36 Inch Length Using PE-P142LL Coax, RoHS PE341-36](#)





SMA Male to SMA Male Low Loss Test Cable 36 Inch Length Using PE-P142LL Coax, RoHS

RF Cable Assemblies Technical Data Sheet

PE341-36

Specifications by Frequency

Description	F1	F2	F3	F4	F5	Units
Frequency	1	2	5	10	18	GHz
Insertion Loss (Max.)	0.72	0.84	1.05	1.32	1.62	dB
Power Handling (Max.)	700	400	300	220	160	Watts

Electrical Specification Notes:

Power handling values are calculated based on Cable properties. Power handling will vary based on the actual VSWR of the cable assembly.

Mechanical Specifications

Cable Assembly

Length	36 in [914.4 mm]
Diameter	0.37 in [9.4 mm]
Weight	0.1152 lbs [52.25 g]

Cable

Cable Type	PE-P142LL
Impedance	50 Ohms
Dielectric Type	PTFE
Number of Shields	3
Shield Layer 1	Silver Plated Copper Tape
Shield Layer 2	Aluminum Polyester
Shield Layer 3	Silver Plated Copper Wire
Jacket Material	FEP, Green
Jacket Diameter	0.195 in [4.95 mm]
Repeated Minimum Bend Radius	1 in [25.4 mm]

Click the following link (or enter part number in "SEARCH" on website) to obtain additional part information including price, inventory and certifications: [SMA Male to SMA Male Low Loss Test Cable 36 Inch Length Using PE-P142LL Coax, RoHS PE341-36](#)



SMA Male to SMA Male Low Loss Test Cable 36 Inch Length Using PE-P142LL Coax, RoHS

RF Cable Assemblies Technical Data Sheet

PE341-36

Connectors

Description	Connector 1	Connector 2
Type	SMA Male	SMA Male
Specification	MIL-STD-348, Fig 310-1	MIL-STD-348, Fig 310-1
Impedance	50 Ohms	50 Ohms
Contact Material and Plating	Beryllium Copper, Gold	Beryllium Copper, Gold
Contact Plating Specification	ASTM-B488 50µ In. Minimum	ASTM-B488 50µ In. Minimum
Dielectric Type	PTFE	PTFE
Coupling Nut Material and Plating	Passivated Stainless Steel	Passivated Stainless Steel
Coupling Nut Plating Specification	SAE-AMS-2700	SAE-AMS-2700
Hex Size	5/16 Inch	5/16 Inch
Torque	8 in-lbs [0.9 Nm]	8 in-lbs [0.9 Nm]
Body Material and Plating	Passivated Stainless Steel	Passivated Stainless Steel
Body Plating Specification	SAE-AMS-2700	SAE-AMS-2700

Environmental Specifications

Temperature

Operating Range -55 to +125 deg C

Compliance Certifications (visit www.Pasternack.com for current document)

RoHS Compliant Yes
 REACH Compliant 12/17/2015

Plotted and Other Data

Notes:

- Values at 25°C, sea level.

Click the following link (or enter part number in "SEARCH" on website) to obtain additional part information including price, inventory and certifications: [SMA Male to SMA Male Low Loss Test Cable 36 Inch Length Using PE-P142LL Coax, RoHS PE341-36](#)





SMA Male to SMA Male Low Loss Test Cable 36 Inch Length Using PE-P142LL Coax, RoHS

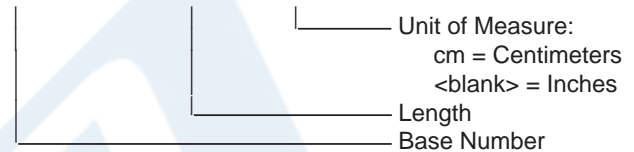
RF Cable Assemblies Technical Data Sheet

PE341-36

How to Order

Part Number Configuration:

PE341 - xx uu



Example: PE341-12 = 12 inches long cable
PE341-100cm = 100 cm long cable

SMA Male to SMA Male Low Loss Test Cable 36 Inch Length Using PE-P142LL Coax, RoHS from Pasternack Enterprises has same day shipment for domestic and International orders. Our RF, microwave and millimeter wave products maintain a 99% availability and are part of the broadest selection in the industry.

Click the following link (or enter part number in "SEARCH" on website) to obtain additional part information including price, inventory and certifications: [SMA Male to SMA Male Low Loss Test Cable 36 Inch Length Using PE-P142LL Coax, RoHS PE341-36](http://www.pasternack.com/sma-male-sma-male-pe-p142ll-cable-assembly-pe341-36-p.aspx)

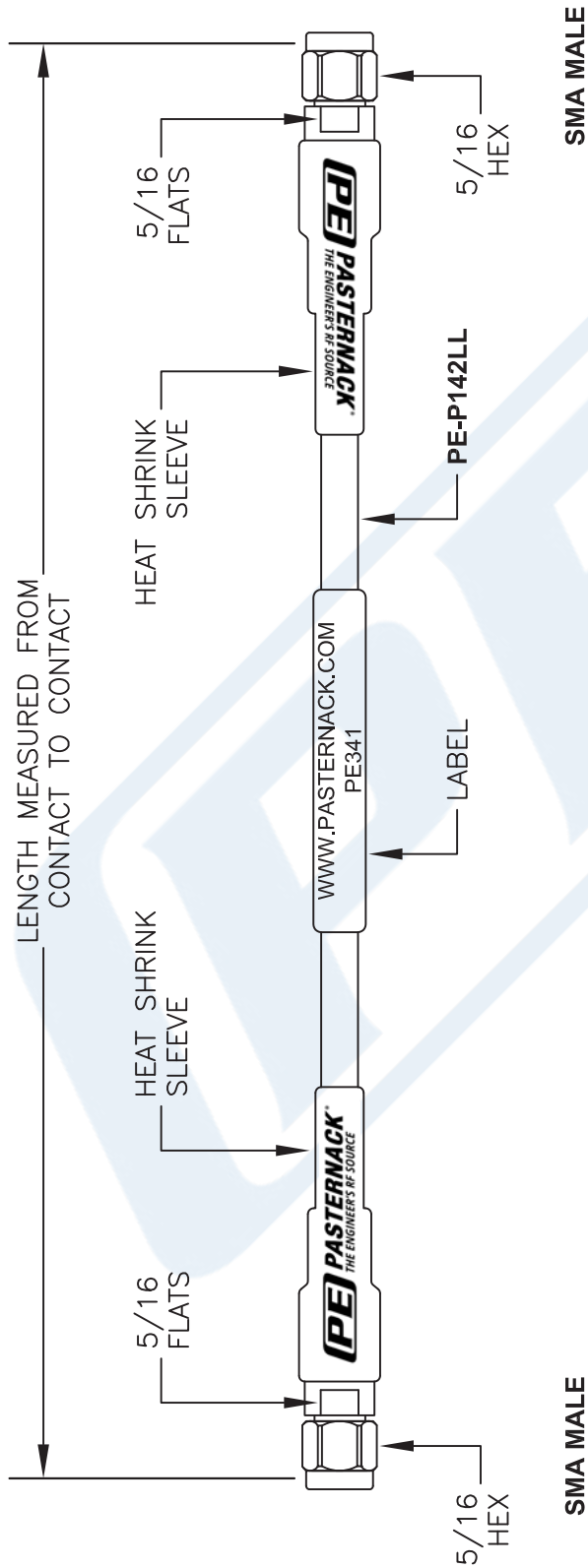
URL: <http://www.pasternack.com/sma-male-sma-male-pe-p142ll-cable-assembly-pe341-36-p.aspx>

The information contained in this document is accurate to the best of our knowledge and representative of the part described herein. It may be necessary to make modifications to the part and/or the documentation of the part, in order to implement improvements. Pasternack reserves the right to make such changes as required. Unless otherwise stated, all specifications are nominal. Pasternack does not make any representation or warranty regarding the suitability of the part described herein for any particular purpose, and Pasternack does not assume any liability arising out of the use of any part or documentation.



PE341-36 CAD Drawing

SMA Male to SMA Male Low Loss Test Cable 36 Inch
Length Using PE-P142LL Coax, RoHS



NOTE:
LABEL FOR CABLE LENGTHS 48" OR SHORTER TO BE CENTERED. 48" OR LONGER WILL BE 12" AWAY FROM CONNECTOR.

DWG TITLE

PE341



Pasternack Enterprises, Inc.
P.O. Box 16759 | Irvine | CA | 92623
Phone: (949) 261-1920 | Fax: (949) 261-7451
Website: www.pasternack.com | E-Mail: sales@pasternack.com

- NOTES:
1. UNLESS OTHERWISE SPECIFIED ALL DIMENSIONS ARE NOMINAL.
 2. ALL SPECIFICATIONS ARE SUBJECT TO CHANGE WITHOUT NOTICE AT ANY TIME.
 3. DIMENSIONS ARE IN INCHES [mm].
 4. LENGTH TOLERANCE IS $\pm 1.5\%$ OR $3/8"$, WHICHEVER IS GREATER.

FSCM NO. 53919

CAD FILE 050616

SCALE N/A

SIZE A

2233