

PMC-0701F



**PMC-0701F**

Micro SMD Reed Switch

Electrical Characteristics @ 25 °C

Contact form		A
Contact material		Ru
Contact rating max.	W / VA	10
Switching voltage max.	VDC	150
	VAC	120
Switching current max.	A	0.5
Carry current max.	A	0.7
Breakdown voltage min.	VDC	200
Contact resistance max. (initial)	mΩ	250
Insulation resistance min.	Ω	10 <sup>9</sup>

Magnetical Characteristics (of unmodified Reed Switch) @ 25 °C

Pull in range available	AT	10 - 20
Drop out min.	AT	4
Test coil	TC	010
Test equipment tolerance	± AT	2

Operating Characteristics @ 25 °C

Switching frequency max.	Hz	600
Resonant frequency typ.	Hz	12000
Operate time max. (incl. bounce)	ms	0.3
Release time max.	ms	0.1

Environmental Characteristics

Operating temperature	°C	-40 to +125
Storage temperature	°C	-40 to +60
Soldering temperature max.	°C	300
Vibration (50-2000 Hz)	g	10
Shock (1/2 sin 11 ms)	g	50
Lead tensile strength min.	kg	2

Features

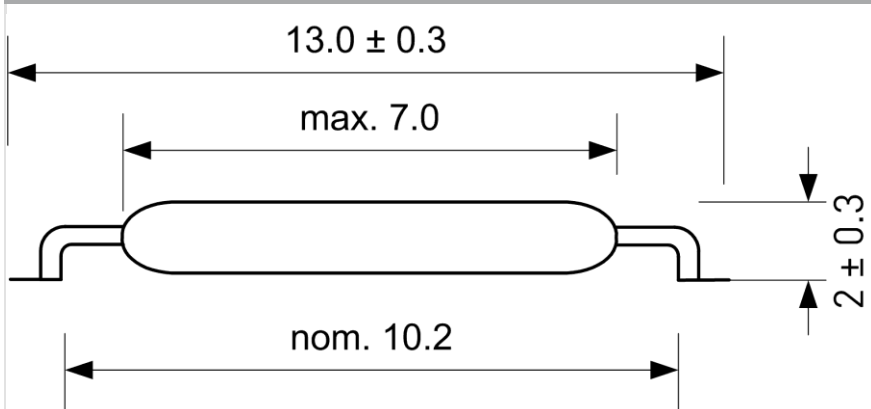
- Small size
- Over 1 billion reliable operations at dry circuits or low level loads
- Not ESD sensitive
- Zero power consumption
- Replaces various competitors types
- Suitable for automated assembly
- Tape & reel packaging

Approvals

RoHS

REACH

Dimensions in mm



Position of contact blades not defined.

Ordering Information

Packing Unit	2500 pcs
Weight per piece	0.04 g
Weight per package	900 g
Reel size	13 inches
Standard AT ranges	

10 to 15 AT  
15 to 20 AT

Ordering example  
PMC0701F1015 describes PMC-0701F with 10-15 AT

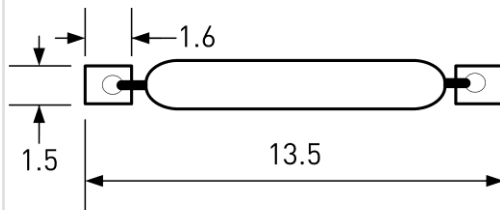
## PMC-0701F



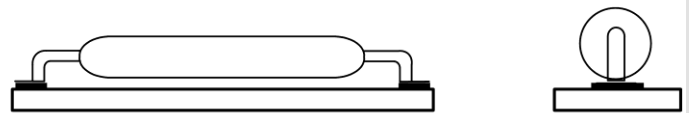
## PMC-0701F

Micro SMD Reed Switch

### Recommended PCB Layout in mm

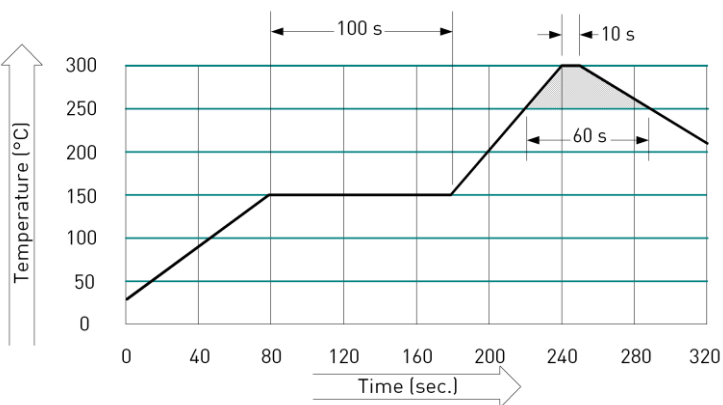


Pad sizes



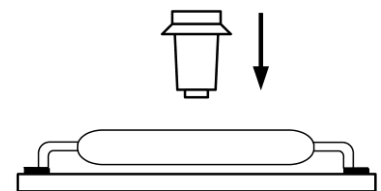
Final assembly position

### Soldering Information



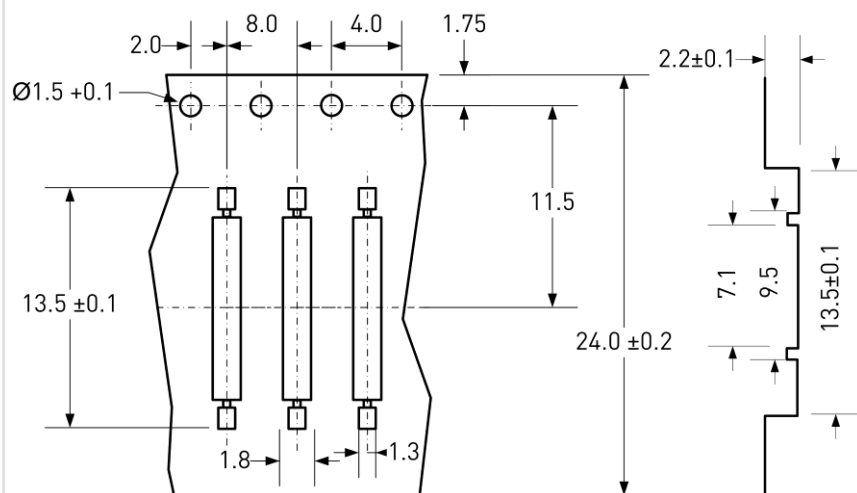
### Mounting Force

Recommended Mounting Force	2 N
Maximum Mounting Force	5 N



### Tape Dimensions in mm

Tolerance  $\pm 0.1$  unless otherwise specified



### Remarks

When placed onto ferromagnetic parts switching distance of PMC-0701F may reduce.

Electromagnetical influences and magnetic fields may change the switching behaviour of the SMD Reed Switch.

## PMC-0701F



## PMC-0701F

Micro SMD Reed Switch

### Electrical Characteristics @ 25 °C

Contact form		A
Contact material		Ru
Contact rating max.	W / VA	10
Switching voltage max.	VDC	150
	VAC	120
Switching current max.	A	0.5
Carry current max.	A	0.7
Breakdown voltage min.	VDC	200
Contact resistance max. (initial)	mΩ	250
Insulation resistance min.	Ω	10 <sup>9</sup>

### Magnetical Characteristics (of unmodified Reed Switch) @ 25 °C

Pull in range available	AT	10 - 20
Drop out min.	AT	4
Test coil	TC	010
Test equipment tolerance	± AT	2

### Operating Characteristics @ 25 °C

Switching frequency max.	Hz	600
Resonant frequency typ.	Hz	12000
Operate time max. (incl. bounce)	ms	0.3
Release time max.	ms	0.1

### Environmental Characteristics

Operating temperature	°C	-40 to +125
Storage temperature	°C	-40 to +60
Soldering temperature max.	°C	300
Vibration (50-2000 Hz)	g	10
Shock (1/2 sin 11 ms)	g	50
Lead tensile strength min.	kg	2

### Features

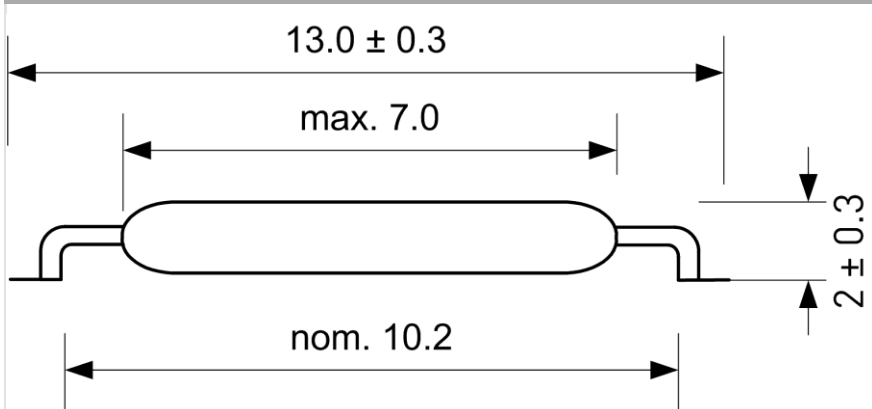
- Small size
- Over 1 billion reliable operations at dry circuits or low level loads
- Not ESD sensitive
- Zero power consumption
- Replaces various competitors types
- Suitable for automated assembly
- Tape & reel packaging

### Approvals

RoHS

REACH

### Dimensions in mm



### Ordering Information

Packing Unit	2500 pcs
Weight per piece	0.04 g
Weight per package	900 g
Reel size	13 inches
Standard AT ranges	

10 to 15 AT  
15 to 20 AT

### Ordering example

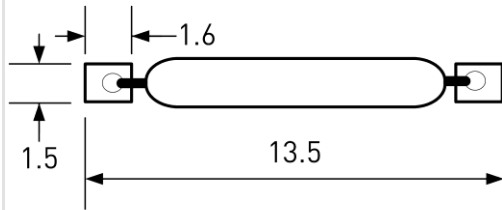
PMC0701F1015 describes PMC-0701F with 10-15 AT

PMC-0701F

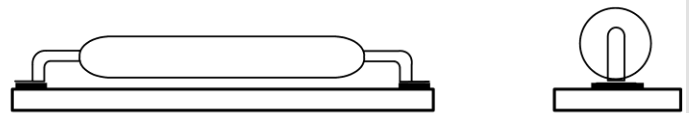


**PMC-0701F**  
Micro SMD Reed Switch

Recommended PCB Layout in mm

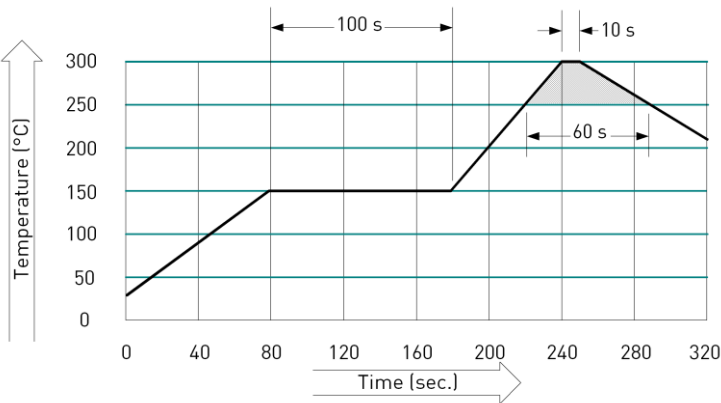


Pad sizes



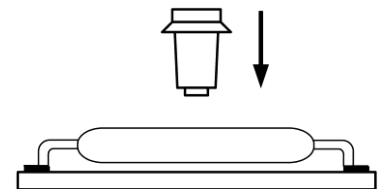
Final assembly position

Soldering Information



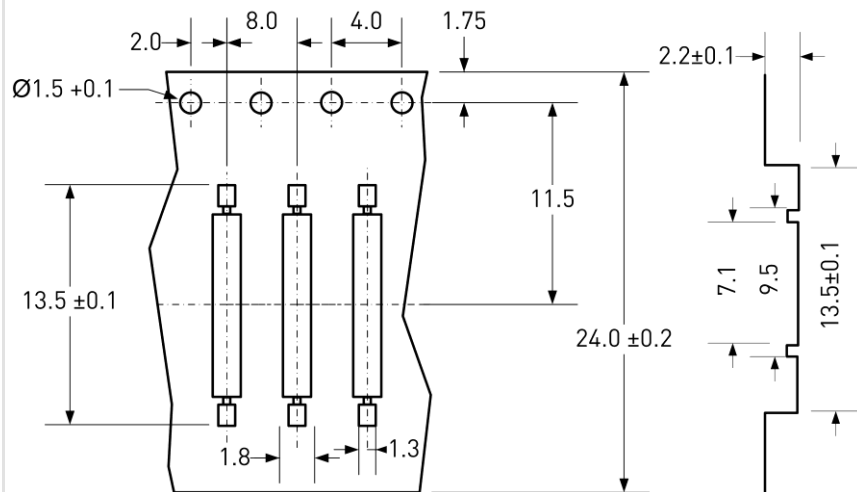
Mounting Force

Recommended Mounting Force	2 N
Maximum Mounting Force	5 N



Tape Dimensions in mm

Tolerance  $\pm 0.1$  unless otherwise specified



Remarks

When placed onto ferromagnetic parts switching distance of PMC-0701F may reduce.

Electromagnetical influences and magnetic fields may change the switching behaviour of the SMD Reed Switch.